

# Find Relief

Talk to your physician to learn more about your chronic vein disease treatment options.



## Frequently Asked Questions

### What can I expect from my procedure with the Venclose™ RF Ablation Catheter?

Venclose™ RF Ablation Catheter is a minimally invasive device that uses radiofrequency (RF) technology, which has been established as a treatment option for refluxing veins for more than 20 years. RF ablation technology can potentially reduce post-operative pain and bruising in patients compared to vein stripping or laser therapy treatment.<sup>4</sup>

### How quickly can I resume normal activity?

While individual results may vary, patients can typically resume normal activities within a few days of an RF ablation procedure.<sup>5</sup> Please consult with your physician prior to resuming normal activities.

### How is the Venclose™ RF Ablation Catheter different from other vein procedures?

While some vein catheters can be reprocessed more than once and used on different patients, Venclose™ RF Ablation Catheter is a single-use device. Additionally, the Venclose™ RF Ablation Catheter is a minimally invasive, thermal treatment option and not a permanent implant. Ask your physician about what treatment options may be best for you.

### Will my procedure using the Venclose™ RF Ablation Catheter be covered by insurance?

Generally, health insurers provide coverage for thermal ablation venous procedures. Insurance providers typically require certain preauthorization steps. It is important to review the requirements with your physician and insurance provider prior to treatment.

<sup>1</sup> Eberhardt RT, Raffetto JD. Chronic venous insufficiency. *Circulation*. July 22, 2014;130(4):333-346.

<sup>2</sup> Gloviczki P, et al. The care of patients with varicose veins and associated chronic venous diseases: clinical practice guidelines of the Society for Vascular Surgery and the American Venous Forum. *J Vasc Surg*. 2011 May;53(5 Suppl):2S-48S.

<sup>3</sup> Decision Resources Group. *Varicose Vein Treatment Devices: Medtech 360: Market Analysis: US: 2019*. Canada: Millennium Research Group, Inc.; 20

<sup>4</sup> Scovell S. Techniques for radiofrequency ablation for the treatment of lower extremity chronic venous disease. In: *UpToDate*, Post TW (Ed), UpToDate, Waltham, MA.

<https://www.uptodate.com/contents/techniques-for-radiofrequency-ablation-for-the-treatment-of-lower-extremity-chronic-venous-disease>. Accessed on October 27, 2022.

<sup>5</sup> Rasmussen LH, Lawaetz M, Bjoern L, Vennits B, Blemings A, Eklof B. Randomized clinical trial comparing endovenous laser ablation, radiofrequency ablation, foam sclerotherapy and surgical stripping for great saphenous varicose veins. *Br J Surg*. August 2011;98(8):1079-1087.

<sup>6</sup> Yost ML. *Chronic venous disease (CVD): Epidemiology, costs, and consequences*. Beaufort, SC: The Sage Group; 2016.

The Venclose™ EVSRF Catheter is intended to be used with the Venclose™ digiRF Generator as a system. The Venclose™ RF Ablation Catheter is intended for endovascular clotting of blood vessels in patients with superficial vein reflux, which occurs when veins no longer circulate blood properly. The Venclose™ RF Ablation Catheter is contraindicated in patients with blood clots in the vein segment to be treated. Potential adverse events include but are not limited to: vessel wall puncture; skin discoloration; nerve injury; temporary abnormal tingling/sensation; blood clots; deep vein blood clotting; vein inflammation; pooling of clotted blood; infection; skin burn; sudden blockage of an artery; and pain. **Please consult product labels and instructions for the use of indications, contraindications, hazards, warnings, and precautions.** BD, the BD Logo, and Venclose are trademarks of Becton, Dickinson and Company or its affiliates. © 2022 BD. All Rights Reserved. © 2022 Illustrations by Mike Austin. BD-61040v2. MK00008.B

# Help Restore Your Leg Health

## Vein Disease Treatment

### Venclose™ RF Ablation Catheter



[bd.com](https://www.bd.com)

BD, Tempe, AZ, USA,  
1 800 321 4254



## Chronic Venous Disease (CVD)

Healthy leg veins contain valves that open and close to assist the return of blood to the heart. Sometimes, the valves become damaged or diseased and can no longer close properly. As a result, blood can leak back through the valve and pool in the lower leg veins. This can lead to chronic venous disease (CVD).<sup>1</sup>

### Healthy Valves



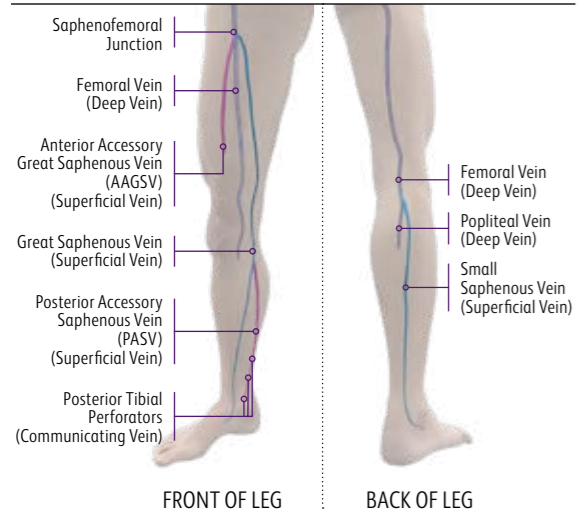
Blood moves in one direction  
- up the legs to the heart

### Diseased Valves



Blood leaks back through  
the diseased valves

## Venous Anatomy



## Risk Factors & Symptoms of CVD

**An estimated 175 million US Americans are affected by CVD.<sup>6</sup> Many factors contribute to CVD, including:<sup>1</sup>**

- Family history of CVD
- Age over 50
- Multiple pregnancies
- Obesity
- Smoking
- Long periods of standing or sitting

**Common signs and symptoms in the lower legs include:<sup>2</sup>**

- Varicose veins or spider veins
- Heaviness, aching, tightness or fatigue
- Discomfort, pain or swelling
- Restlessness or cramping
- Numbness or itching
- Skin texture or color changes
- Ulcer or wound

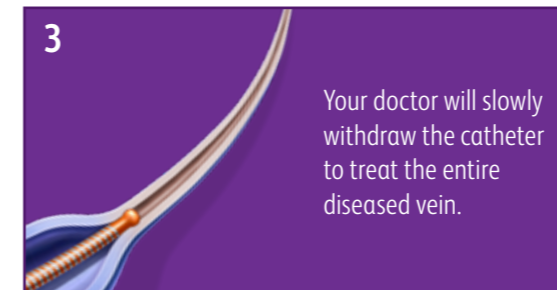
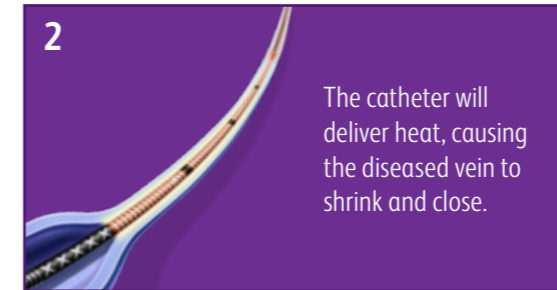
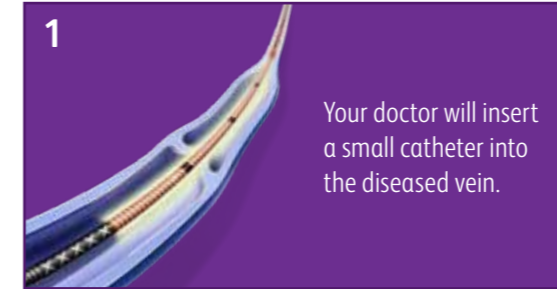
Without treatment, signs and symptoms may worsen. CVD can develop into a more serious form of vein disease called chronic venous insufficiency (CVI) that includes leg swelling, skin changes and in severe cases, ulcerations.<sup>1</sup>



## Treatment with the Venclose™ RF Ablation Catheter

The Venclose™ System leverages radiofrequency (RF) technology that's been established as a CVD treatment option for more than 20 years.

- Minimally invasive, outpatient procedure
- Small catheter entry site
- Primary treatment choice for physicians



## Vein Procedure Results Using the Venclose™ RF Ablation Catheter

While various treatments are available for CVD, RF ablation has wide acceptance and is the predominant approach used for the treatment of malfunctioning valves in the U.S.<sup>3</sup>

### Before Treatment



### After Treatment



Individual treatment results may vary.  
Images courtesy of Matthew Wise, MD, Advanced Vein Center, Orange, CA

**More than 200,000 patients have been treated with the Venclose™ RF Ablation Catheter**

**Venclose™**  
RF Ablation Catheter