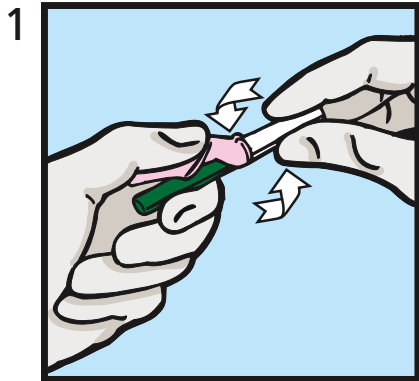


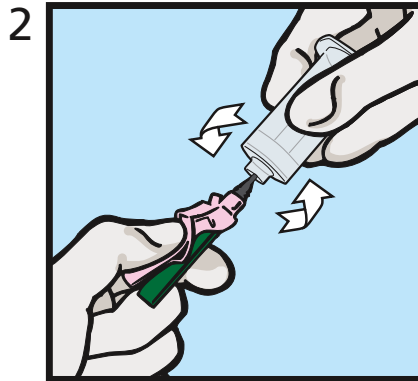
# BD Eclipse™ Blood Collection Needle

with BD Vacutainer™ One Use Holder

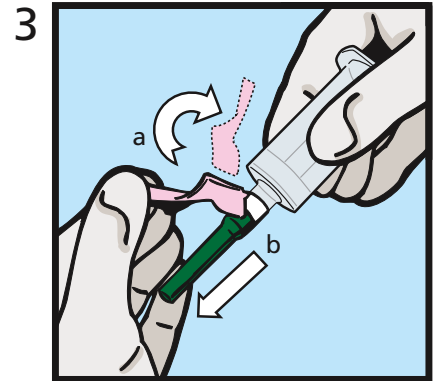
**SINGLE USE ONLY**



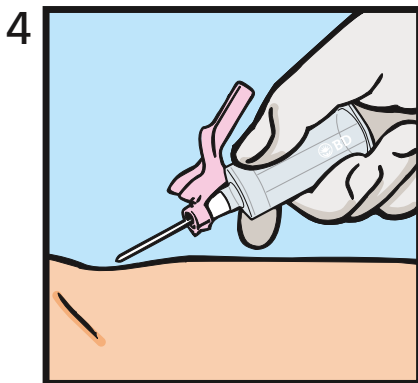
1 Holding both pink shield and green cap, twist and remove white cap.



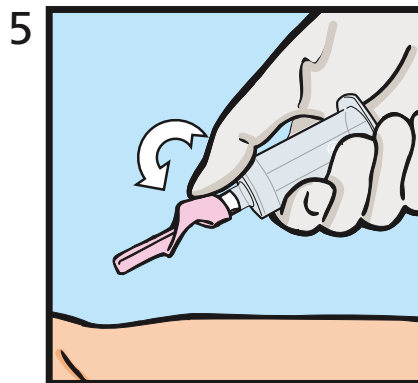
2 While holding the needle firmly, screw holder onto needle until it fits securely.



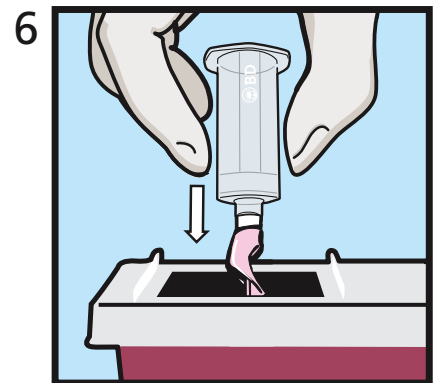
3 (a) Rotate pink safety shield back toward the holder.  
(b) Twist and pull green needle cap straight off



4 Perform venipuncture according to your facility's established procedures.



5 Immediately after removing needle from vein, cover needle by pushing pink safety shield forward with thumb until an audible click is heard. **DO NOT** attempt to engage shield by pressing against hard surface.



6 **DO NOT** remove needle from holder. Dispose of the needle and holder as one unit into nearest sharps container. **DO NOT REUSE.**



Reorder Number:  
364815

## IMPORTANT SAFETY TIPS

- **DO NOT REUSE HOLDER**
- Holder threads are designed to be used **ONLY ONCE**.
- Reuse of holder is potentially unsafe and could result in serious injury or exposure to bloodborne pathogens.
- Dispose of needle and holder as a single unit.

**FOR SINGLE USE ONLY**

BD Vacutainer Technical Services: 1.800.631.0174

BD Customer Service: 1.888.237.2762

[www.bd.com/vacutainer](http://www.bd.com/vacutainer)

