

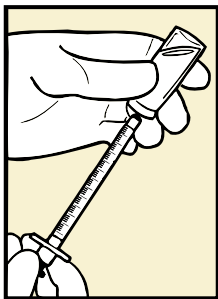
BD Integra™ 1ml Syringe

with Retracting BD PrecisionGlide™ Needle

Tuberculin & Insulin

QUICK REFERENCE CARD

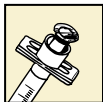
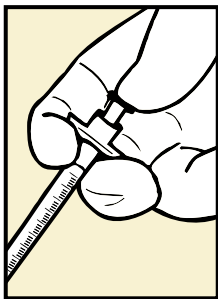
1



ASPIRATION

Draw up medication
in accordance with
established protocol.

2



INJECTION

Administer medication
in accordance with
established protocols,
making sure that all
medication has been
dispensed.

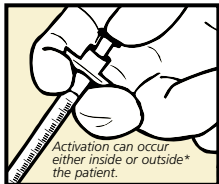
BD Integra™ 1ml Syringe

with Retracting BD PrecisionGlide™ Needle

Tuberculin & Insulin

QUICK REFERENCE CARD

3



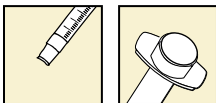
Activation

Push plunger rod to activate the safety mechanism.

If Activation is performed before needle is withdrawn from patient, do not advance needle while depressing plunger rod.

- * If Activation is performed after needle is withdrawn from patient, minimal splatter may occur. When activating the device outside of the patient, hold the device downward at arm's length, and activate while pointing away from self and others. Keep device within sight at all times to avoid accidental needlestick injury.

4



RETRACTION

Depress the plunger until the needle disappears into the syringe. There is no exposure to the used needle. Immediately discard into an approved sharps container.

Things to Remember:

After pressurizing the medication vial, do not continue to press the plunger rod past the point of resistance, as this may cause premature activation.

Note:

The BD Integra™ 25G TB Syringe has a clear needle shield for easy identification.