

BD Directigen™ EZ RSV

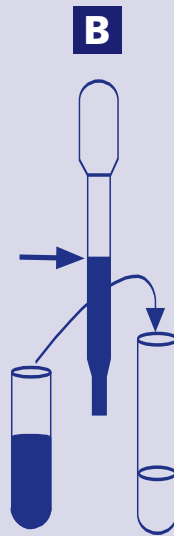
Specimen Extraction and Color Development Chart

Read package insert prior to use.

Specimen Extraction

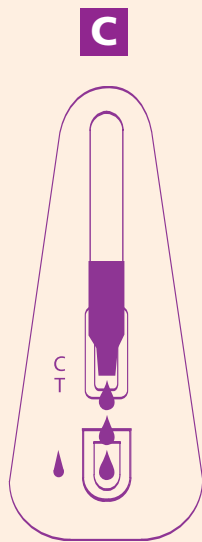


Reagent E 3 drops.

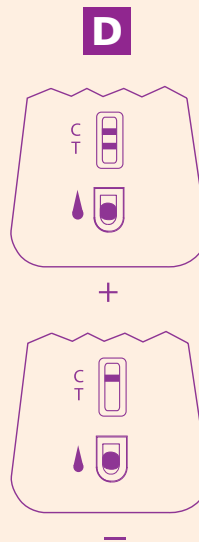


Pipette 250 μ L specimen into DispensTube™ device. Insert DispensTube device tip. Mix.

Color Development



Add 3 drops to sample well.



Quality Control:

A visible reddish-purple line should appear in window "C" for both positive and negative results.

Read results at 15 minutes.



BD Diagnostics
7 Loveton Circle
Sparks, MD 21152-0999
800.638.8663
www.bd.com/ds