

BD Affirm™ VPIII Collection and Transport

BD Affirm™ VPIII Ambient Temperature Collection System

For collection of vaginal specimens for use in the BD Affirm™ VPIII Microbial Identification Test for *Candida*, *Gardnerella* and *Trichomonas*. See reverse side for transport procedures.

VAGINAL SAMPLE COLLECTION

Sample collection is a critical step. Personnel collecting vaginal fluid specimens should be well trained to ensure adequate sample collection.

All samples must be collected using the materials (swabs and tubes) provided in the set.

- 1 Place the patient in position for a pelvic examination. Insert an UNLUBRICATED speculum (WITHOUT JELLY OR WATER) into the vagina to permit visualization of the posterior vaginal fornix.
- 2 Using the sterile swab, obtain a sample from the posterior vaginal fornix. Twist or roll the swab against the vaginal wall two or three times, ensuring the entire circumference of the swab has touched the vaginal wall. Swab the lateral vaginal wall while removing the swab. (see Figure 1)
- 3 Immediately place the swab in the Sample Collection Tube (SCT).
- 4 With the swab touching the **BOTTOM** of the collection tube, grasp the pre-scored handle of the swab just above the top of the tube and bend until the swab breaks (Figure 2). When the swab is fully inserted into the collection tube, the score mark on the swab is approximately 1 cm above the top of the collection tube. Discard the broken handle into an infectious waste container.
- 5 Place the cap over the exposed end of the swab and firmly press the cap onto the tube. The cap will “snap” onto the tube when it is properly seated.
- 6 Label the **Sample Collection Tube (SCT)** with the patient identification information. Include the time the sample was collected.
- 7 Place the capped **Sample Collection Tube (SCT)** into the plastic **Sample Transport Bag** for transport for testing with the **Affirm** VPIII Microbial Identification Test.



Figure 1

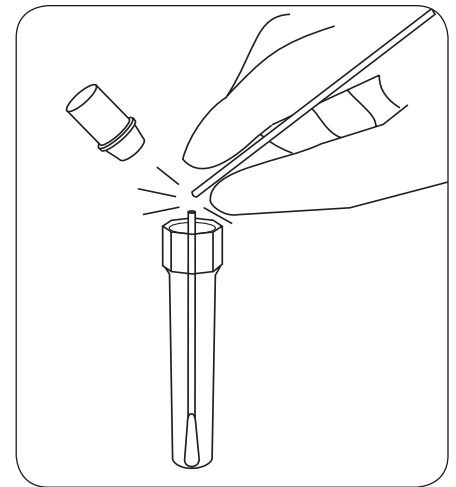


Figure 2



Helping all people
live healthy lives

BD Affirm™ VPIII Collection and Transport


BD Affirm™ VPIII Ambient Temperature Transport System

For transport of vaginal specimens for use in the BD Affirm™ VPIII Microbial Identification Test for *Candida*, *Gardnerella* and *Trichomonas*. See reverse side for collection procedures.

TRANSPORT

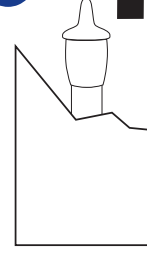


1



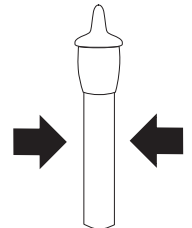
Open Seal / Remove Components

2



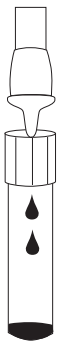
Tear / Remove Dropper

3



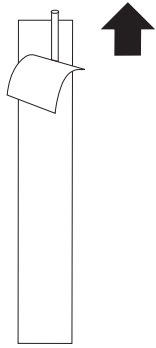
Break Ampule

4



Dispense into Tube

5



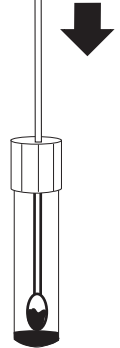
Peel / Remove Swab

6



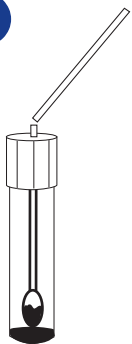
Collect Sample from Patient

7



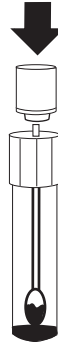
Place Swab in Tube

8



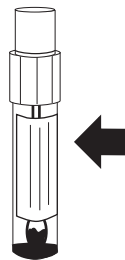
Break Shaft at Score Line

9



Close Cap Firmly

10



Place Patient Label on Tube



BD Diagnostics
7 Loveton Circle
Sparks, MD 21152-0999
800.638.8663
www.bd.com/ds

Sample is stable for 72 hours at ambient temperature (15-30°C) or refrigerated (2-8°C) storage.

BD, BD Logo and Affirm are trademarks of Becton, Dickinson and Company. ©2007 BD
1-222448 September 2007 Printed in USA