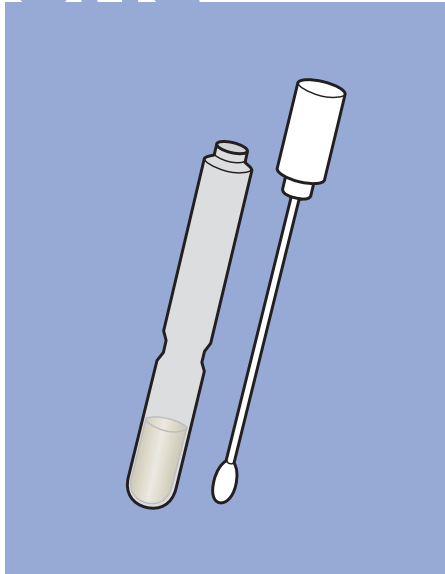


BBL™ CHROMagar™ MRSA

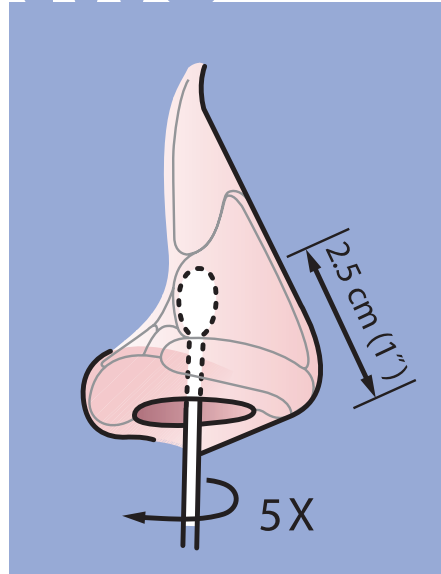
Nasal Specimen Collection Protocol

one



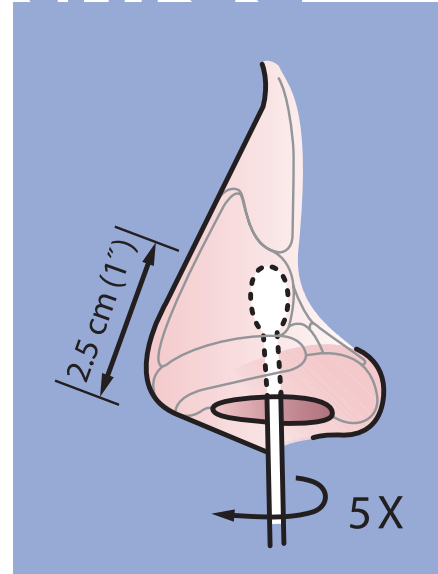
Use a transport device approved for the collection of anterior nares specimens. For example, BBL™ CultureSwab™ Liquid Stuart (cat# 220099) or BBL™ CultureSwab™ Liquid Aimes (cat# 220093) would be acceptable swabs for nasal collection.

two



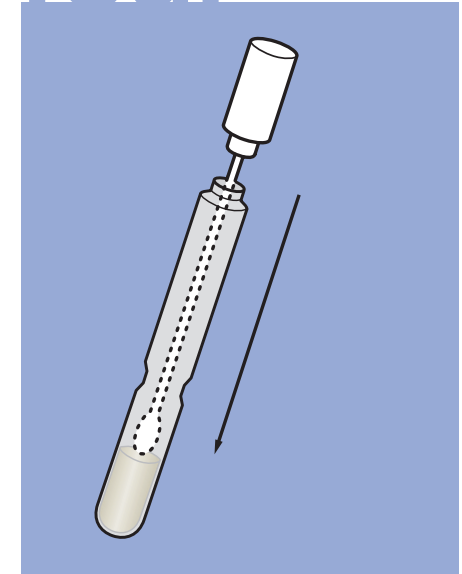
Carefully insert the swab into the patient's nostril (the swab tip must be inserted up to 2.5 cm [1 inch] from the edge of the nares), or until resistance is met at the level of the turbinates (**which might be slightly less than that in some neonates and infants**). Roll the swab 5 times.

three



Insert the same swab into the second nostril and repeat sampling as in the preceding step.

four



Return swab to its container and send to the laboratory immediately.

