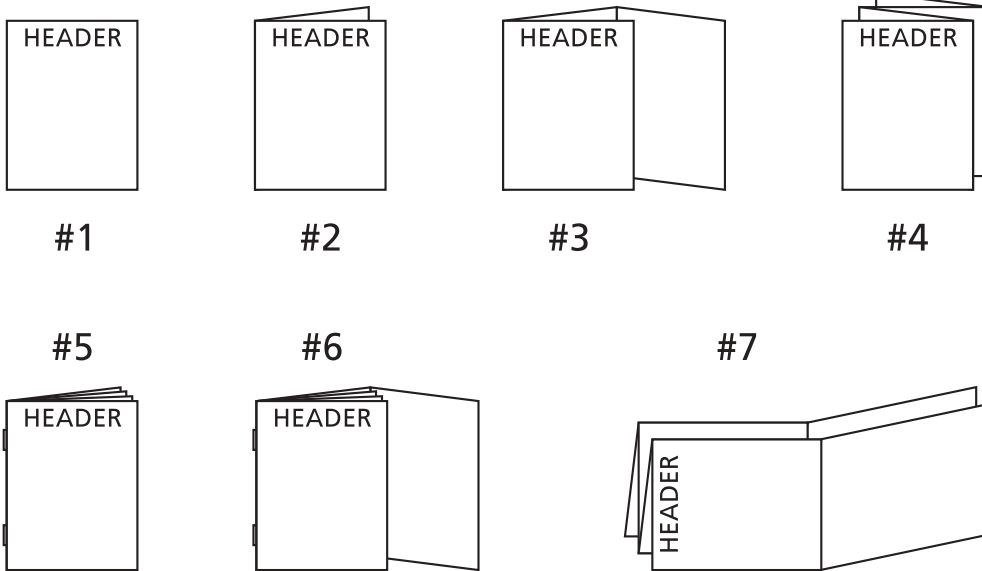



Rev From	Rev To	ECO #	Date	Appr.
0899	1103	2414-03		

Notes:

- BD Cat. No. 233391
- Blank (Sheet) Size : Length: Width:
 Number of Pages: 2 Number of Sheets: 1
 Page Size: Length 7.5" Width 4" Final Folded Size: 2.5" x 4"
- Style (see illustrations below): 1



- See Specification Control No. NA for Material Information
- Ink Colors: Printed two sides Yes No
 No. of Colors: 1 PMS #2755 Blue
- Graphics are approved by Becton, Dickinson and Company. Supplier has the responsibility for using the most current approved revision level.

Label Design	Date	COMPANY CONFIDENTIAL. THIS DOCUMENT IS THE PROPERTY OF BECTON, DICKINSON AND COMPANY AND IS NOT TO BE USED OUTSIDE THE COMPANY WITHOUT WRITTEN PERMISSION	 Becton, Dickinson and Company 250 Schilling Circle Cockeysville, MD. 21030-0243 USA
Proofer	Date		
Checked By	Date		
Part Number: S1426JAA		Category and Description Package Insert Difco Antimicrobial Vial K	Sheet: 1 of 3 Scale: 1 : 1 <div style="font-size: 2em; font-weight: bold; text-align: center;">A</div>


BD Difco™ Antimicrobial Vial K
S1426JAA
2003/11

See symbol glossary at end of insert. / Se symbolglossaret i slutningen af indlægssedlen. / Voir le glossaire des symboles à la fin de la notice. / Siehe Symbol-Erklärungen am Ende der Packungsbeilage. / Δείτε το γλωσσάριο των συμβόλων στο τέλος του ένθετου. / Vedere il glossario dei simboli alla fine del foglio illustrativo. / Consulte o glossário de símbolos no fim do folheto informativo. / Consulte el glosario de símbolos al final del prospecto. / Se symbolförteckningen vid slutet av bipacksedeln.

Contact your local BD representative for instructions. / Kontakt den lokale BD repræsentant for at få instruktioner. / Veuillez contacter le Service d'Assistance Technique de BD pour toute instruction. / Um Anleitungen zu erhalten, wenden Sie sich bitte an Ihren BD-Kundendienst. / Επικοινωνήστε με τον τοπικό αντιπρόσωπο της BD για οδηγίες. / Contattare il rappresentante BD di zona per ottenere il foglietto illustrativo. / Contacte o seu representante local da BD para obter instruções. / Para obtener el prospecto del producto, comuníquese con el representante de BD. / Kontakta lokal Becton Dickinson-representant för anvisningar.

INTENDED USE

Difco™ Antimicrobial Vial K, containing kanamycin, is used to supplement SFP Agar Base containing Egg Yolk Enrichment 50% and **Difco** Antimicrobial Vial P for the detection and enumeration of *Clostridium perfringens* in foods.

SUMMARY AND EXPLANATION

SFP (Shahidi Ferguson Perfringens) Agar Base is prepared according to the formulation of Shahidi and Ferguson.¹ With the addition of 50% egg yolk emulsion, both the lecithinase reaction and the sulfite reaction can be used in identifying *Clostridium perfringens*. The selectivity of the medium is due to the added kanamycin (**Difco** Antimicrobial Vial K) and polymyxin B (**Difco** Antimicrobial Vial P).

PRINCIPLES OF THE PROCEDURE

Clostridia are not inhibited by kanamycin, which inhibits protein synthesis in susceptible organisms.²

REAGENTS**Difco™ Antimicrobial Vial K**

Approximate Formula* per 10 mL Vial
25 mg Kanamycin per 10 mL vial.

*Adjusted and/or supplemented as required to meet performance criteria.

Warnings and Precautions:

For Laboratory Use.

Storage Instructions: On receipt, store vials at 2-8°C.

Product Deterioration: Do not use if product fails to meet "Identity Specifications."

PROCEDURE

Materials Provided: **Difco** Antimicrobial Vial K.

Materials Required But Not Provided: Ancillary culture media, reagents, quality control organisms and laboratory equipment as required for this procedure.

Directions for Preparation: Observe aseptic techniques.

1. To rehydrate, aseptically add 10 mL sterile purified water per vial.
2. Rotate in an end-over-end motion to dissolve the contents completely.
3. When the solution is used to prepare **Difco** SFP Agar Base, add 4.8 mL to each liter of base and cover layer as described in the label directions for preparation of the agar base.

USER QUALITY CONTROL**Difco™ Antimicrobial Vial K****Identity Specifications:**

Dehydrated Appearance: White cake or powder.

Rehydrated Appearance: Colorless, clear solution.

Cultural Response:

Prepare the base layer and cover layer of **Difco** SFP Agar per label directions, inoculating the base layer. Incubate at 35 ± 2°C under anaerobic conditions for 18-48 h.

ORGANISM	ATCC™	INOCULUM CFU	RECOVERY	COLONY COLOR
<i>Clostridium perfringens</i>	12919	30-300	Good	Black with a zone of precipitation (halo)
<i>Clostridium perfringens</i>	12924	30-300	Good	Black with a zone of precipitation (halo)

RESULTS

When used to supplement a basal medium, the complete medium should meet specific product expectations.

AVAILABILITY


Cat. No.	Description
233391	Difco™ Antimicrobial Vial K, 6 x 10 mL vials.
281110	Difco™ SFP Agar Base, 500 g.
232681	Difco™ Antimicrobial Vial P, 6 x 10 mL.
233471	Difco™ Egg Yolk Enrichment 50%, 12 x 10 mL bottles.
233472	Difco™ Egg Yolk Enrichment 50%, 6 x 100 mL bottles.

REFERENCES


- Shahidi, S.A., and A.R. Ferguson. 1971. New quantitative, qualitative, and confirmatory media for rapid analysis of food for *Clostridium perfringens*. *Appl. Microbiol.* 21:500-506.
- Yao, J.D.C., and R.C. Moellering, Jr. 1999. Antibacterial agents, p. 1474-1504. *In* P.R. Murray, E.J. Baron, M.A. Tenover, and R.H. Tenover (ed.), *Manual of clinical microbiology*, 7th ed. American Society for Microbiology, Washington, D.C.

REF Catalog number / Katalognummer / Catalogusnummer / Tuotenumero / Numéro catalogue / Bestellnummer / Αριθμός καταλόγου / Numero di catalogo / Katalognummer / Número do catálogo / Número de catálogo / Katalognummer

 Temperature limitation / Temperaturbegrænsning / Temperatuurlimiet / Lämpötilarajoitus / Température limite / Zulässiger Temperaturenbereich / Όριο θερμοκρασίας / Temperatura limite / Temperaturbegrænsning / Limitação da temperatura / Limitación de temperatura / temperaturbegrænsning

 Use by / Anvendes for / Houdbaar tot / Viimeikäyttöpäivä / A utiliser avant / Verwendbar bis / Ημερομηνία λήξης / Usare entro / Brukes før / Utilizar em / Usar antes de / Använd före / YYYY-MM-DD / YYYY-MM (MM = end of month) / AAAA-MM-DD / AAAA-MM (MM = slutning af måned) / JJJJ-MM-DD / JJJJ-MM (MM = einde maand) / VVVV-KK-PP / VVVV-KK (kuukauden loppuun mennessä) / AAAA-MM-JJ / AAAA-MM (MM = fin du mois) / JJJJ-MM-TT / JJJJ-MM (MM = Monatsende) / EEEE-MM-HH / EEEE-MM (MM = τέλος του μήνα) / AAAA-MM-GG / AAAA-MM (MM = fine mese) / AAAA-MM-DD / AAAA-MM (MM = sluttet av måneden) / AAAA-MM-DD / AAAA-MM (MM = fin de mes) / aaaa-mm-dd / aaaa-mm (mm = fin del mes) / AAAA-MM-DD / AAAA-MM (MM = sluttet på månaden)

LOT Batch Code (Lot) / Batch kode (Lot) / Chargennummer (lot) / Eräkoodi (LOT) / Code de lot (Lot) / Chargencode (Chargenbezeichnung) / Κωδικός παρτίδας (Παρτίδα) / Codice del lotto (partita) / Batch-kode (Serie) / Código do lote (Lote) / Código de lote (Lote) / Satskod (parti)

 Consult Instructions for Use / Læs brugsanvisningen / Raadpleeg gebruiksaanwijzing / Tarkista käyttöohjeista / Consulter la notice d'emploi / Gebrauchsanweisung beachten / Συμβουλευτείτε τις οδηγίες χρήσης / Consultare le istruzioni per l'uso / Se i bruksanvisningen / Consulte as instruções de utilização / Consultar las instrucciones de uso / Se bruksanvisningen

Becton, Dickinson and Company
7 Loveton Circle
Sparks, Maryland 21152 USA
800-638-8663

Becton, Dickinson France S.A.
11 rue Aristide Bergès
38800 Le Pont de Claix, France

ATCC is a trademark of the American Type Culture Collection.

Difco is a trademark of Difco Laboratories, a subsidiary of Becton, Dickinson and Company.
BD and BD Logo are trademarks of Becton, Dickinson and Company. © 2003 BD.