

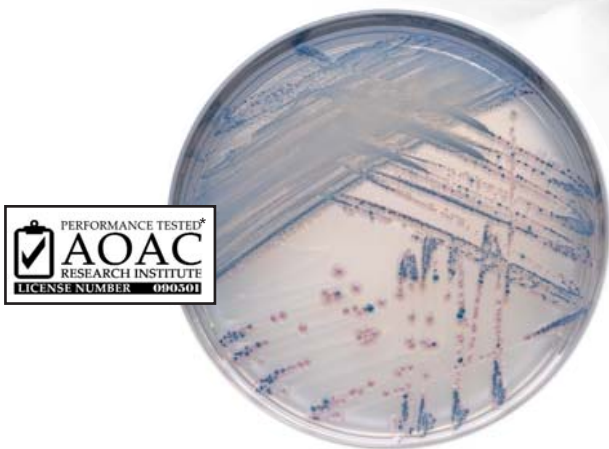
# BBL™ CHROMagar™ O157

For the Rapid Detection of *E. coli* O157 from Food

## Only BBL™ CHROMagar™ Formulations Have AOAC™ -RI Approval

BBL CHROMagar O157 was developed for the isolation and differentiation of *E. coli* O157:H7 from food, environmental or clinical samples. The medium distinguishes this virulent strain from non-O157 *E. coli* using a highly specific chromogenic reaction. *E. coli* O157:H7 produces mauve-colored colonies on BBL CHROMagar O157. Gram-negative organisms, other than *E. coli* O157, will either be inhibited or produce colorless, blue, green or blue-green (aqua) colonies.

- 1 Sensitivity 100% and specificity 100%
- 1 No false negatives were found in testing the food matrices
- 1 Detected more positives than the reference method media
- 1 Plates read with reportable results 24 hours from sample enrichment
- 1 24-hour growth-based reportable results<sup>1,2</sup>



\* Samples of BBL™ CHROMagar™ O157 were independently evaluated by the AOAC Research Institute and were found to perform to the producer's specifications as stated in the test kit's descriptive insert. The producer certifies this kit conforms in all respects to the specifications originally evaluated by the AOAC Research Institute as detailed in Performance Tested Methods™ Certificate Number 090501.

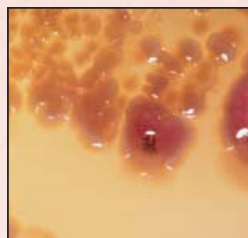


Helping all people  
live healthy lives


# BBL™ CHROMagar™ O157

The choice is clear!

Can you **clearly** identify non-O157 *E. coli* and *E. coli* O157 on Sorbitol MacConkey?



**With BBL CHROMagar O157 you can!**

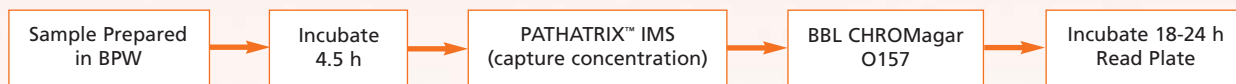


*E. coli* O157:H7  
(rose to mauve)

Blue colonies are other  
gram-negative bacteria

## Testing Algorithm

### 24 h growth-based results with BBL CHROMagar O157



BBL™ CHROMagar™ O157 is certified by the AOAC™ Research Institute (AOAC-RI) under the Performance Tested Methods Program using FDA BAM, USDA FSIS, and ISO methods.<sup>3-6</sup>

#### References:

<sup>1</sup> M. A. Joseph, M. Bosilevac, X. Nou, and M. Koohmaraie, Evaluation of Culture- and PCR-Based Detection Methods for *Escherichia coli* O157:H7 in Inoculated Ground Beef, *Terrace U.S. Department of Agriculture, Agricultural Research Service, Roman L. Hruska U.S. Meat Animal Research Center, Clay Center, Nebraska 68933-0166, USA, Journal of Food Protection*, Vol 68, No. 8, 2005, Pages 1566-1574.

<sup>2</sup> Wu, V. C. H., Gill, V., Oberst, R., Phebus, R. and Fung, D. Y. C. 2004. Rapid Protocol (5.25 H) for the Detection of *Escherichia Coli* O157:H7 in Raw Ground Beef by an Immuno-Capture System (PATHATRIX) in Combination with Colortrix and CF-SMAC. *J of Rapid Methods and Automation in Microbiology*. 12, 57-67.

<sup>3</sup> Data on file, Diagnostic Systems, Sparks, MD 21152, USA.

<sup>4</sup> International Organization for Standards (ISO) Microbiological Methods, ISO 16654: Microbiology of Food and Animal Feeding Stuffs – Horizontal Method for the Detection of *Escherichia coli* O157, First Edition, 2001-05-01.

<sup>5</sup> U.S. Department of Agriculture. 2002. Detection, Isolation and Identification of *Escherichia coli* O157:H7 and O157:NM (Nonmotile) from Meat Products, Microbiology Laboratory Guidebook MLG 5.03.

<sup>6</sup> U.S. Food and Drug Administration. 2002. Bacteriological analytical manual (online), Chapter 4A: Diarrheagenic *Escherichia coli*. AOAC International, Gaithersburg, MD. <http://www.cfsan.fda.gov/~ebam/bam-toc.html>

#### BBL™ CHROMagar™ Family AOAC™-RI Approved

	Cat. No.	Unit
BBL™ CHROMagar™ O157	214984	20 plates
BBL™ CHROMagar™ Listeria	215085	20 plates
BBL™ CHROMagar™ Salmonella	214983	20 plates
BBL™ CHROMagar™ Staph aureus	214982	20 plates

#### Associated Products

	Cat. No.	Unit
Difco™ Buffered Peptone Water	218105	500 g
Difco™ EC Medium, Modified	234020	500 g
Difco™ TSB, Modified	292735	500 g
Difco™ Novobiocin Supplement, 20 mg per vial	231971	6x10 mL



#### BD Diagnostics

7 Loveton Circle  
Sparks, MD 21152-0999  
800.638.8663  
[www.bd.com/ds](http://www.bd.com/ds)