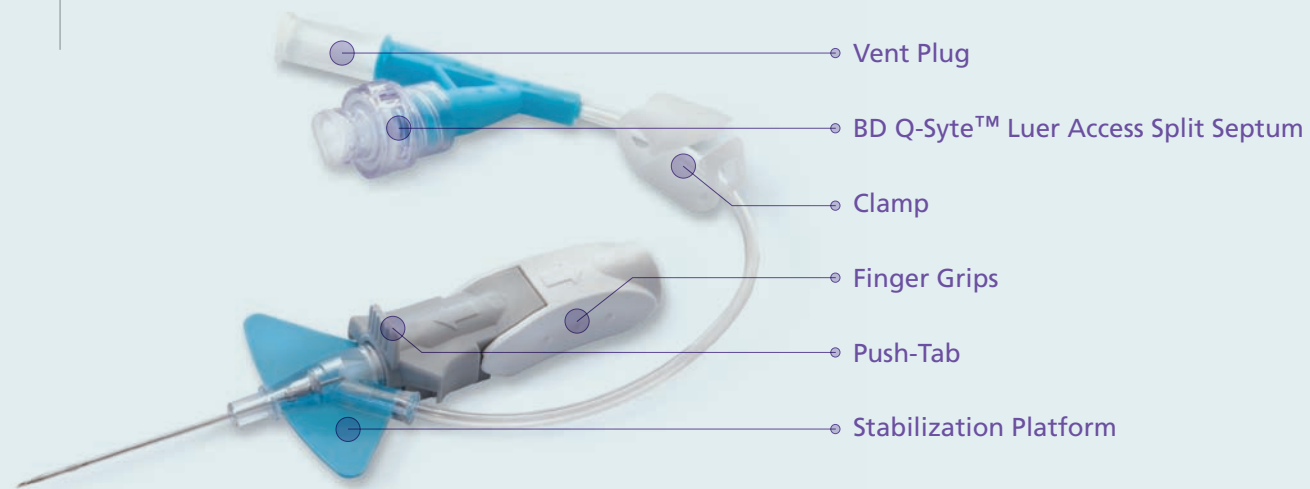


BD NEXIVA™ CLOSED IV CATHETER SYSTEM

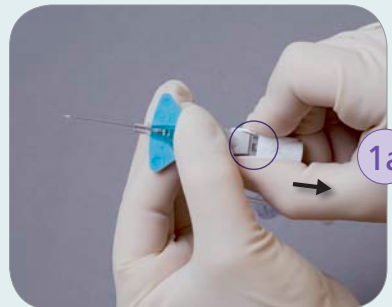
>>>

A NEW STANDARD IN IV THERAPY.



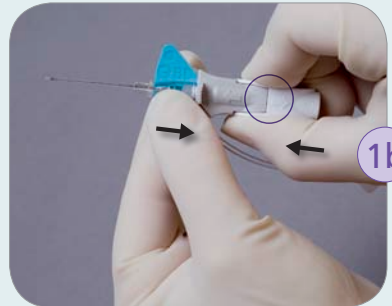
POINTS TO PRACTICE

Refer to package insert for complete instructions for use.



PREPARATION:

- > Secure vent plug and BD Q-Syte™ Luer Access Split Septum.
- > Clamp should not be engaged.
- > Twist to remove needle cover.
- > Holding as shown, pull back approximately 1/8" on finger grips (fig. 1a).
- > Push finger grips back to their original position so the securement platform and finger grips are snugly together (fig. 1b).



INSERTION AND FLASHBACK:

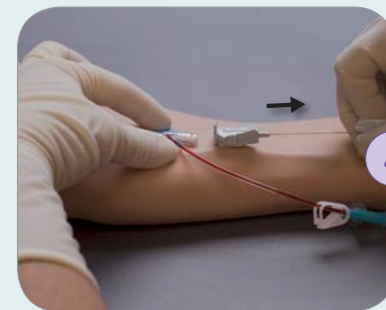
- > Hold the system as shown and access the vessel (fig. 2).
- > Initial blood return is along the catheter, then up the extension tube. Look at catheter for initial blood return.
- > Lower and advance the entire catheter and needle unit slightly, to ensure the catheter tip is within the vessel.



ADVANCEMENT:

- > Place pad of index finger behind the push-tab and push the catheter off the needle into the vessel (fig. 3).

TIP: Do not pull back on the needle during advancement.



NEEDLE REMOVAL:

- > Stabilize the system and pull back until the push-tab component releases from the securement platform (fig. 4).
- > Discard the shielded needle into a puncture-resistant, leak-proof sharps container.

TIP: Do not hold onto the push-tab component of the device as this will prevent the release of the needle shield.



PREPARATION FOR USE:

- > Engage the clamp.
- > Remove the vent plug and attach the other BD Q-Syte device (fig. 5).



ACCESS AND FLUSHING:

- > Disinfect the BD Q-Syte device with an appropriate antiseptic.
- > Insert the male luer using a straight-on approach. (fig. 6).
- > Release the clamp and flush or start infusion.
- > Clamp before disconnecting to minimize the reflux of blood.
- > Hold the BD Q-Syte device during disconnection and use a straight-off approach.



STABILIZATION:

- > Apply a transparent dressing to cover the septum, allowing maximum use of extension tubing (fig. 7).

NOTE: Single lumen. Compatible meds only.



BD Medical
9450 South State Street
Sandy, Utah 84070
1.888.237.2762
www.bd.com/infusion