

Customer Reference

BD Integra™ 3ml Syringe Points To Practice:

PRODUCT PERFORMANCE:

IMPORTANT:

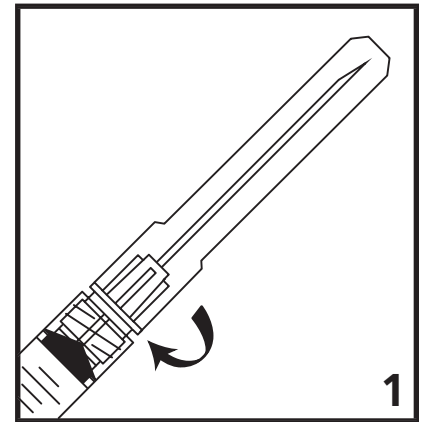
Always tighten the needle and syringe before removing the needle shield.

By tightening the needle and syringe prior to aspiration and/or injection, this will ensure a secure connection and will also allow the BD Integra™ 3ml Syringe to perform optimally.

NOTE: If the BD Integra™ 3ml Syringe is pre-filled and stored for use at a later time (ie: multiple flu vaccinations), tighten the needle and syringe prior to removing the shield before injection. **Rotate the shielded needle in a clockwise direction until it is firmly seated on the syringe (Figure 1).**

When injecting viscous medications (ie: Ativan, Penicillin G, Haldol, Testosterone, etc.):

- 1) Inject medications at a controlled rate of speed.
- 2) Use a BD Integra™ Retracting Needle 22G TW or larger.

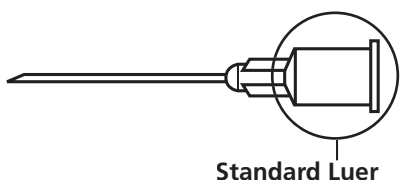
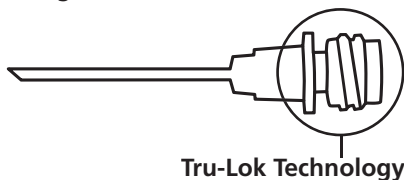


NEEDLE SHIELD:

Remove the needle shield in a straight motion to avoid damaging the needle tip and to also avoid loosening the needle hub accidentally.

TRU-LOK TECHNOLOGY:

The BD Integra™ 3ml Syringe and Retracting Needle utilize Tru-Lok Technology. This is a unique non-luer thread design, which enables the BD Integra™ Syringe to have extremely low waste space.



- Conventional Luer Lock Needles **cannot** be used with the BD Integra™ 3ml Syringe.
- **Only BD Integra™ Needles can be used with the BD Integra™ 3ml Syringe.**
- The BD Integra™ 3ml Syringe is **not** compatible with valves or other needleless systems.
- The BD Integra™ 3ml Syringe **cannot** be used to draw blood or for venipuncture.

ACTIVATION:

If Activation is performed before needle is withdrawn from patient, do not advance needle while depressing plunger rod.

If Activation is performed after needle is withdrawn from patient, minimal splatter may occur. When activating the device outside of the patient, hold the device downward at arm's length, and activate while pointing away from self and others. Keep device within sight at all times to avoid accidental needlestick injury.

Upon activation of the BD Integra™ 3ml Syringe, two "clicks" may be sensed as the plunger rod is depressed. When activation is complete, the plunger will be recessed into the syringe barrel. Discard immediately into an approved sharps container.