









BD Microtainer® Tubes with BD Microgard™ Closure

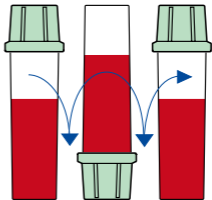
Order of Draw

Order of Draw	Additive	Mix by Inverting
 365974	K ₂ EDTA	10x
 365965	Lithium Heparin	10x
 365985  365987	Lithium Heparin and Gel for Plasma Separation	10x
 365992	NaF/Na ₂ EDTA	10x
 365967  365978	Clot Activator and Gel for Serum Separation	5x
 365963	No Additive	0x

Processing of Tubes

Why

- Most tubes contain an additive or clot activator that needs to be mixed with the blood sample.



- Tubes with anticoagulants such as EDTA need to be mixed to ensure the specimen does not clot.

How

- Holding tube upright, gently invert 180° and back.
- Repeat movement as prescribed for each tube.

When

- Immediately after drawing.

Consequences if not mixed

- Tubes with anticoagulants will clot.
- BD SST™ tubes may not clot completely.
- Specimen will often need to be redrawn.

1 Becton Drive
Franklin Lakes, NJ 07417

Global Technical Support: 1.800.631.0174

BD Customer Service: 1.888.237.2762

www.bd.com/vacutainer

BD, BD Logo, and all other trademarks are the property of Becton, Dickinson and Company. ©2003 BD. 10/03 VS5845-1