












































Breast Tissue Markers

Ordering information

Catalog Number	Use With	Gauge	Material	Shape	Ultrasound Visibility	Specifications*
UltraCor™ Breast Tissue Marker						
UCTC17GSS	Independently or through a coaxial	17G	316L Stainless Steel		Spring	n/a 10 cm rigid needle contains one radiopaque marker in center position and 2 PEG plugs in the distal and proximal positions.
UltraCor™ Twirl™ Breast Tissue Marker						
UCTW17	Independently or through a coaxial	17G	Nitinol		Ring	n/a 10 cm rigid needle contains one radiopaque marker.
UltraClip™ Breast Tissue Markers						
861017	Independently or through a coaxial	17G	Titanium		Ribbon	n/a 10 cm rigid needle contains one radiopaque marker.
861217	"	17G	Titanium		Ribbon	n/a 12 cm rigid needle contains one radiopaque marker.
862017	"	17G	Inconel™ 625		Wing	n/a 10 cm rigid needle contains one radiopaque marker.
863017	"	17G	Titanium		Ribbon	Permanent 10 cm rigid needle contains one radiopaque marker with interwoven PVA polymer.
864017	"	17G	BioDur™ 108		Coil	n/a 10 cm rigid needle contains one radiopaque marker.
865017	"	17G	Titanium		Ribbon	n/a MRI compatible 10 cm rigid needle contains one radiopaque marker.
865517	"	17G	Titanium		Ribbon	n/a MRI compatible 15 cm rigid needle contains one radiopaque marker.
UltraClip™ Dual Trigger Breast Tissue Markers						
862017D	Independently or through a coaxial	17G	Inconel™ 625		Wing	Permanent 10 cm rigid needle contains one radiopaque marker with interwoven PVA polymer.
862017DL	"	17G	Inconel™ 625		Wing	Permanent 12 cm rigid needle contains one radiopaque marker with interwoven PVA polymer.
863017D	"	17G	Titanium		Ribbon	Permanent 10 cm rigid needle contains one radiopaque marker with interwoven PVA polymer.
863017DL	"	17G	Titanium		Ribbon	Permanent 12 cm rigid needle contains one radiopaque marker with interwoven PVA polymer.
864017D	"	17G	BioDur™ 108		Coil	Permanent 10 cm rigid needle contains one radiopaque marker with interwoven PVA polymer.
864017DL	"	17G	BioDur™ 108		Coil	Permanent 12 cm rigid needle contains one radiopaque marker with interwoven PVA polymer.
866017D	"	17G	Titanium		Heart	Permanent 10 cm rigid needle contains one radiopaque marker with interwoven PVA polymer.
867017D	"	17G	BioDur™ 108		Venus	Permanent 10 cm rigid needle contains one radiopaque marker with interwoven PVA polymer.
Gel Mark UltraCor™ Breast Tissue Markers						
GMUTC005SS	Independently or through a coaxial	14G	316L Stainless Steel		Omega	4-6 weeks 10 cm rigid needle contains 4 PLA/PGA pellets and one radiopaque marker in distal position.
GMUTC005T	"	14G	Titanium		S	4-6 weeks 10 cm rigid needle contains 4 PLA/PGA pellets and one radiopaque marker in distal position.
Gel Mark Ultra™ Breast Tissue Markers						
GMUEC10GSS	EnCor™ Probe	10G	316L Stainless Steel		Omega	4-6 weeks Applicator with side deployment contains 10 PLA/PGA pellets and one radiopaque marker located in the center position.
GMUEC7GSS	EnCor™ Probe	7G	316L Stainless Steel		Omega	4-6 weeks Applicator with side deployment contains 10 PLA/PGA pellets and one radiopaque marker located in the center position.
SenoMark™ UltraCor™ Breast Tissue Markers						
SMUC10R	Independently or through a coaxial	14G	Titanium		Ribbon	Permanent 10 cm rigid needle contains one PGA microfiber pad with one radiopaque marker, interwoven with PVA polymer, located in the center position.
SMUC10C	"	14G	BioDur™ 108		Coil	Permanent 10 cm rigid needle contains one PGA microfiber pad with one radiopaque marker, interwoven with PVA polymer, located in the center position.
SMUC10H	"	14G	Titanium		Heart	Permanent 10 cm rigid needle contains one PGA microfiber pad with one radiopaque marker, interwoven with PVA polymer, located in the center position.
SMUC10V	"	14G	BioDur™ 108		Venus	Permanent 10 cm rigid needle contains one PGA microfiber pad with one radiopaque marker, interwoven with PVA polymer, located in the center position.
SMUC13R	Independently or through EnCor™ MRI cannula and Eviva™ coaxial with Adapters	14G	Titanium		Ribbon	Permanent 13 cm rigid needle contains 3 PGA microfiber pads with one radiopaque marker, interwoven with PVA polymer, located in the center position.
SMUC13C	"	14G	BioDur™ 108		Coil	Permanent 13 cm rigid needle contains 3 PGA microfiber pads with one radiopaque marker, interwoven with PVA polymer, located in the center position.
SMUC13H	"	14G	Titanium		Heart	Permanent 13 cm rigid needle contains 3 PGA microfiber pads with one radiopaque marker, interwoven with PVA polymer, located in the center position.
SMUC13V	"	14G	BioDur™ 108		Venus	Permanent 13 cm rigid needle contains 3 PGA microfiber pads with one radiopaque marker, interwoven with PVA polymer, located in the center position.
SenoMark Ultra™ Breast Tissue Markers						
SMEC7R	EnCor™ Probe	7G	Titanium		Ribbon	Permanent Applicator with side deployment contains 3 PGA microfiber pads with one radiopaque marker, interwoven with PVA polymer, located in the center position.
SMEC7C	EnCor™ Probe	7G	BioDur™ 108		Coil	Permanent Applicator with side deployment contains 3 PGA microfiber pads with one radiopaque marker, interwoven with PVA polymer, located in the center position.
SMEC10R	EnCor™ Probe	10G	Titanium		Ribbon	Permanent Applicator with side deployment contains 3 PGA microfiber pads with one radiopaque marker, interwoven with PVA polymer, located in the center position.
SMEC10C	EnCor™ Probe	10G	BioDur™ 108		Coil	Permanent Applicator with side deployment contains 3 PGA microfiber pads with one radiopaque marker, interwoven with PVA polymer, located in the center position.
SMEC12R	EnCor™ Probe	12G	Titanium		Ribbon	Permanent Applicator with side deployment contains 3 PGA microfiber pads with one radiopaque marker, interwoven with PVA polymer, located in the center position.
SMEC12C	EnCor™ Probe	12G	BioDur™ 108		Coil	Permanent Applicator with side deployment contains 3 PGA microfiber pads with one radiopaque marker, interwoven with PVA polymer, located in the center position.
SMMA11R	Mammotome™ Probe	11G	Titanium		Ribbon	Permanent Applicator with side deployment contains 3 PGA microfiber pads with one radiopaque marker, interwoven with PVA polymer, located in the center position.
SMMA11C	Mammotome™ Probe	11G	BioDur™ 108		Coil	Permanent Applicator with side deployment contains 3 PGA microfiber pads with one radiopaque marker, interwoven with PVA polymer, located in the center position.
SMAT9R	ATEC™ Probe	9G	Titanium		Ribbon	Permanent Applicator with side deployment contains 3 PGA microfiber pads with one radiopaque marker, interwoven with PVA polymer, located in the center position.
SMAT9C	ATEC™ Probe	9G	BioDur™ 108		Coil	Permanent Applicator with side deployment contains 3 PGA microfiber pads with one radiopaque marker, interwoven with PVA polymer, located in the center position.
SMAT12R	ATEC™ Probe	12G	Titanium		Ribbon	Permanent Applicator with side deployment contains 3 PGA microfiber pads with one radiopaque marker, interwoven with PVA polymer, located in the center position.
SMAT12C	ATEC™ Probe	12G	BioDur™ 108		Coil	Permanent Applicator with side deployment contains 3 PGA microfiber pads with one radiopaque marker, interwoven with PVA polymer, located in the center position.
SMEV9R	Eviva™ Probe	9G	Titanium		Ribbon	Permanent Applicator with end deployment contains 3 PGA microfiber pads with one radiopaque marker, interwoven with PVA polymer, located in the center position.
SMEV9C	Eviva™ Probe	9G	BioDur™ 108		Coil	Permanent Applicator with end deployment contains 3 PGA microfiber pads with one radiopaque marker, interwoven with PVA polymer, located in the center position.

Not all products, services, claims or features of products and services may be available or valid in your local area. Please check with your local BD representative. Please consult product labels and instructions for use for indications, contraindications, hazards, warnings and precautions.

Legend	EnCor™	Mammotome™	Hologic™	Universal
--------	--------	------------	----------	-----------

* PVA – polyvinyl alcohol; PGA – polyglycolic acid; PLA – polylactic acid; PEG – polyethylene glycol

BD Switzerland Sarl
Terre Bonne Park – A4, Route De Crassier, 17, 1262 Eysins, Vaud, Switzerland
T: +41 21 556 3000



bd.com

BD, the BD Logo, EnCor, Gel Mark, SenoMark Ultra, UltraClip, UltraCor and Twirl are trademarks of Becton, Dickinson and Company. All other trademarks are the property of their respective owners. © 2023 BD and its subsidiaries. All rights reserved. 0623/6459 BD-88084

