



BD BBL™ Prepared Plated Media

For clinical microbiology laboratories





History



Product
quality



Capability



Value

Table of contents

Section one

Enrichment/nonselective 4

Section two

Selective/differential media 8

Section three

Anaerobe/mycology/mycobacteriology 18

Section four

Susceptibility media 20

Formulations

Media index 23

Enrichment/ nonselective

Since 1935, BBL™ (now part of BD Life Sciences) has brought products of the highest quality and performance to the microbiology laboratory. With the 1997 acquisition of Difco™ Laboratories, BD today draws on a collective 180 years of experience in media product development, manufacturing and troubleshooting. Each and every day we continue to build on that knowledge and understanding. From our processes to our people, the history and tradition of excellence in BBL™ media is alive and well. We can point with pride to many associates in our production facility who have been making media for 25 years or more. It is visible from our high quality media products to our consultative sales and service forces.



**180+ years of
collective experience**




**Associates with 25+ years
of media making**



**History and tradition
of excellence and expertise**

Chocolate II Agar

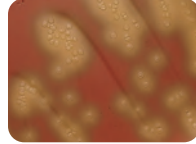
Chocolate II Agar combines BD BBL™ IsoVitaleX™ Enrichment, hemoglobin and GC II Agar Base to deliver an overall product for the cultivation of *Haemophilus* spp. and *Neisseria* spp. Unique processing techniques deliver a rich cosmetic appearance and reduced possibility of contamination.



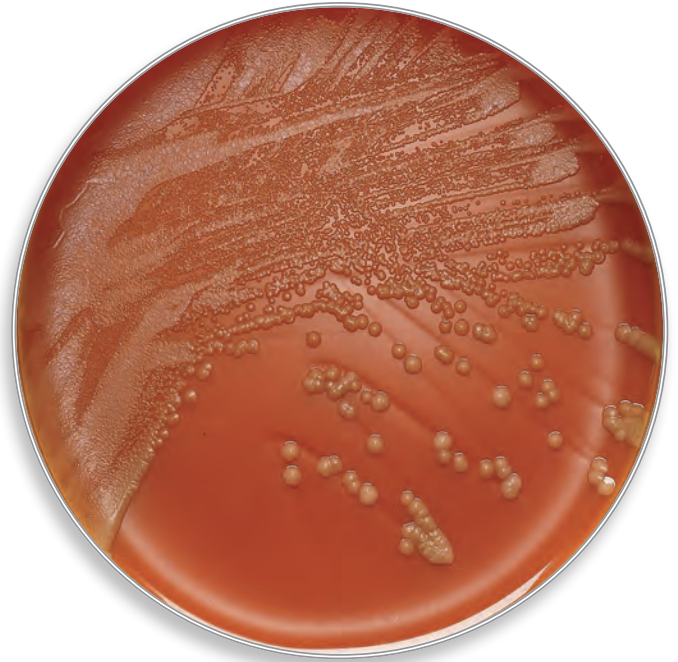
Neisseria meningitidis
ATCC™ 13090



Haemophilus influenzae
ATCC™ 10211



Streptococcus pneumoniae
ATCC™ 6305



Neisseria gonorrhoeae
ATCC™ 43069

Product	Quantity	Cat. No.
Chocolate II Agar (GC II Agar with Hemoglobin and IsoVitaleX™)	Ctn. of 100	221267

Columbia Agar with 5% Sheep Blood

BD BBL™ Columbia Agar Base provides growth of microorganisms, especially gram-positives, due to its unique combination of peptones and growth factors.



Escherichia coli
ATCC™ 25922



Enterococcus faecalis
ATCC™ 33186



Staphylococcus aureus
ATCC™ 25923

Product	Quantity	Cat. No.
Columbia Agar with 5% Sheep Blood	Ctn. of 100	221263



Streptococcus pyogenes
ATCC® 19615

TSA II with 5% Sheep Blood

Trypticase™ Soy Agar, Modified (TSA II) is an improved version of the original TSA formulation. Its distinguishing characteristics are recovery and cultivation of fastidious microorganisms, clearly defined zones of hemolysis and larger colony sizes.



Escherichia coli
ATCC® 25922



Enterococcus faecalis
ATCC® 29212



Staphylococcus aureus
ATCC® 25923

Product	Quantity	Cat. No.
Trypticase™ Soy Agar with 5% Sheep Blood (TSA II)	Ctn. of 100	221261



The BD BBL™ I Plate Dish

A BD BBL™ I Plate dish offers two high-quality BD BBL™ Media formulations in a single plate. Each medium provides ample surface area for easy inoculation and clear, luxuriant growth. The laboratory benefits from labor savings, lower supply costs and reduced waste.

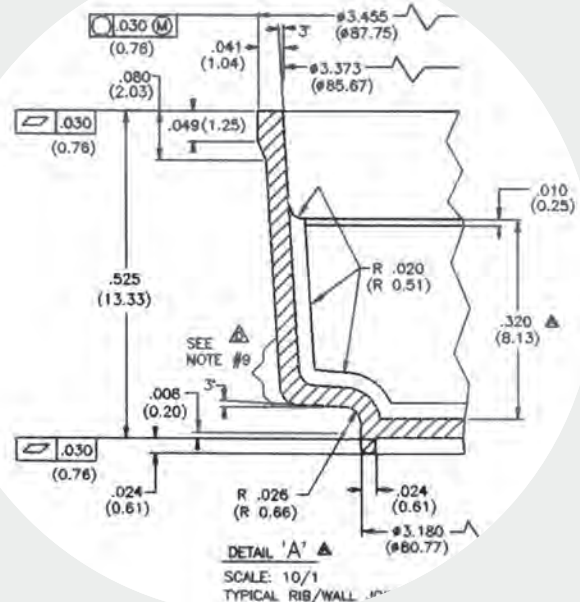
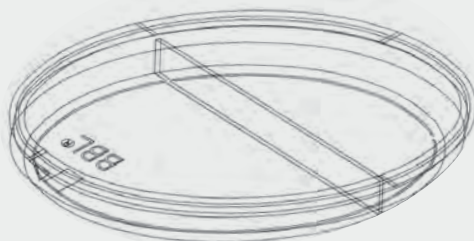
BD BBL™ I Plate formulation combinations include:

Product	Quantity	Cat. No.
Trypticase™ Soy Agar (TSA II) with 5% Sheep Blood// MacConkey II Agar	Ctn. of 100	221291
Trypticase™ Soy Agar (TSA II) with 5% Sheep Blood//Levine EMB Agar	Ctn. of 100	221289
Columbia CNA Agar with 5% Sheep Blood//MacConkey II Agar	Ctn. of 100	221601



Like all BD BBL™ Prepared Plated Media, each I Plate is a patented Stacker™ dish, with a specially engineered lid and bottom design that allows the plates to interlock with one another when stacked, yet easily separate when needed. The laboratory may benefit from labor savings, lower supply costs and reduced waste.

Unique design allows lids and dishes to nestle firmly



Selective/ differential media

Many media manufacturers will purchase all of the components necessary to produce their products from outside vendors. At BD, history has shown us that it is optimal to have control of your raw materials. As such, BD has integrated raw material manufacturing into our operations to maintain control over the quality of ingredients used in our products. Our associates produce all of the “stacker” Petri dishes we fill with media. The dehydrated culture media we make in our state-of-the-art facility in Sparks, Maryland is not only sold as a finished product, it is also used in the prepared media formulations we manufacture.


In addition, BD plants have full-scale cGMP production capability, are inspected by the FDA, and are certified as ISO 9001 facilities. At our facilities in Maryland, we have gone to great procedural and financial lengths to reaffirm the quality and integrity of each lot of product we make.

Selective/differential media

BCYE Agar

BD BBL™ Buffered-Charcoal-Yeast Extract Agar (BCYE Agar) was the first commercially-available prepared plated medium for the isolation and cultivation of *Legionella pneumophila* (the causative agent of Legionnaires' disease). Alpha-ketoglutarate is incorporated into the formulation to increase the recovery of *Legionella* spp. BCYE is the base for a number of differential and selective formulations for the isolation of *Legionella* from both environmental and clinical specimens.

Product	Quantity	Cat. No.
BCYE Agar (for <i>Legionella</i>)	Pkg. of 10	221808
BCYE Selective Agar with PAC	Pkg. of 10	297879



Legionella pneumophila
ATCC® 33152

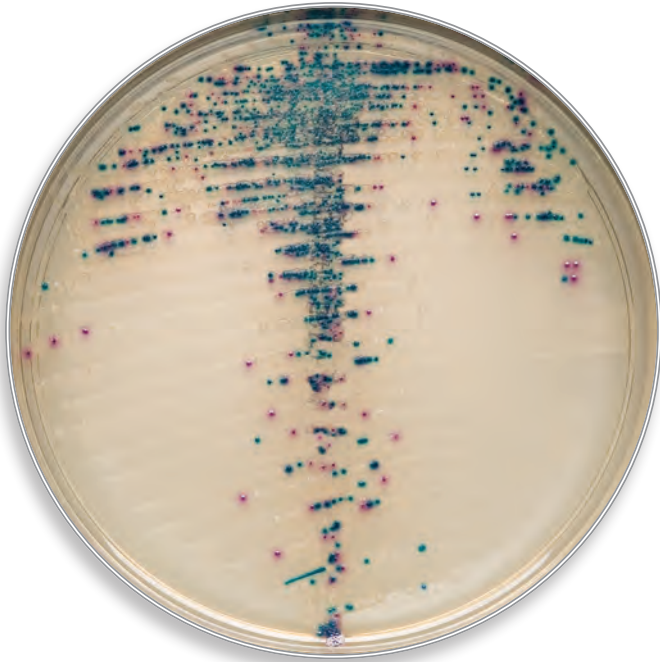
Campy CVA Agar

Several media formulations exist for the selective primary isolation and cultivation of *Campylobacter jejuni* from fecal specimens. Campy CVA (Cefoperazone-Vancomycin-Amphotericin B) Agar is the medium of choice due to its balance of antibiotics, which yields good selectivity without sacrificing recovery. Proper atmospheric generation is equally critical for successful cultivation of *Campylobacter* spp. GasPak™ EZ CampyPouch™ or CampyPak™ Plus Systems create the ideal microaerophilic environment. Incubation at 42° C increases the selectivity of this medium.

Product	Quantity	Cat. No.
Campy CVA Agar	Ctn. of 100	297713



Campylobacter jejuni
ATCC® 33291



Enterococcus faecalis
ATCC® 29212

Escherichia coli
ATCC® 25922

Proteus mirabilis
ATCC® 43071

BD BBL™ CHROMagar™ Orientation

BD BBL™ CHROMagar™ Orientation medium is a non-selective, differential medium for presumptively identifying bacterial isolates from primary plating media. Specially selected peptones supply the nutrients in BD BBL™ CHROMagar™ Orientation medium. The chromogen mix consists of artificial substrates (chromogens) that release differently colored compounds upon degradation by specific microbial enzymes, thus assuring the direct differentiation of certain species or the detection of certain groups of organisms with only a minimum of confirmatory tests.

Product	Quantity	Cat. No.
BD BBL™ CHROMagar™ Orientation	Ctn. of 100	215081



Staphylococcus aureus
ATCC® 43300

BD BBL™ CHROMagar™ MRSA II

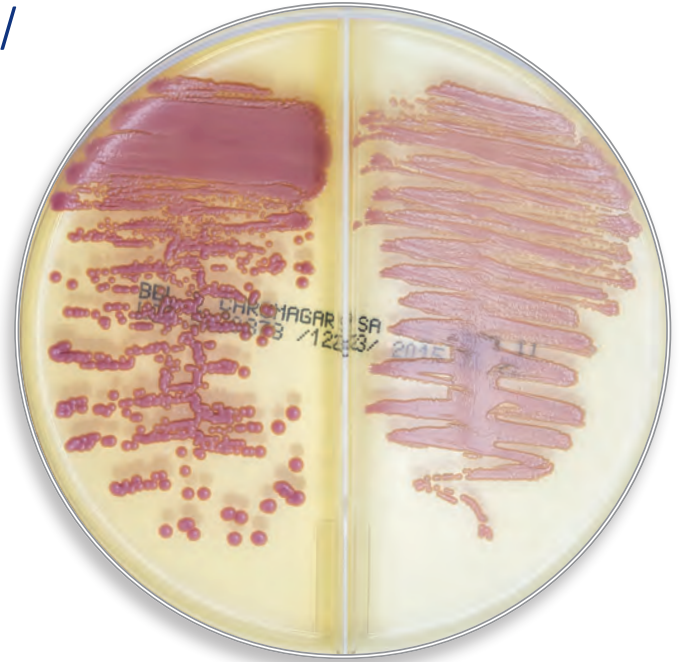
BD BBL™ CHROMagar™ MRSA II is designed for the qualitative, direct detection of nasal colonization by methicillin-resistant *Staphylococcus aureus* (MRSA).

Product	Quantity	Cat. No.
BD BBL™ CHROMagar™ MRSA II	100 Plates	215229

BD BBL™ CHROMagar™ MRSAII / CHROMagar™ SA Bi-plate

BD has combined two products to formulate the BD BBL™ CHROMagar™ MRSAII/CHROMagar™ SA Bi-plate. This product is used for the qualitative direct detection of nasal colonization by methicillin-resistant *S. aureus* (MRSA) and as a selective medium for the isolation, enumeration and identification of *S. aureus*.

Product	Quantity	Cat. No.
BD BBL™ CHROMagar™ MRSAII / CHROMagar™ SA Bi-plate	100 Plates	215421



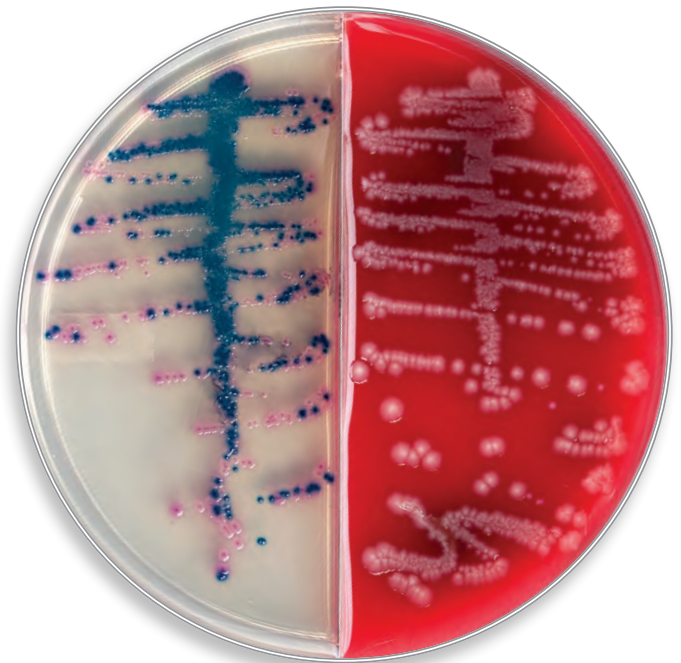
Staphylococcus aureus
ATCC® 43300

Staphylococcus aureus
ATCC® 25923

BD BBL™ CHROMagar™ Orientation / TSA II I Plate

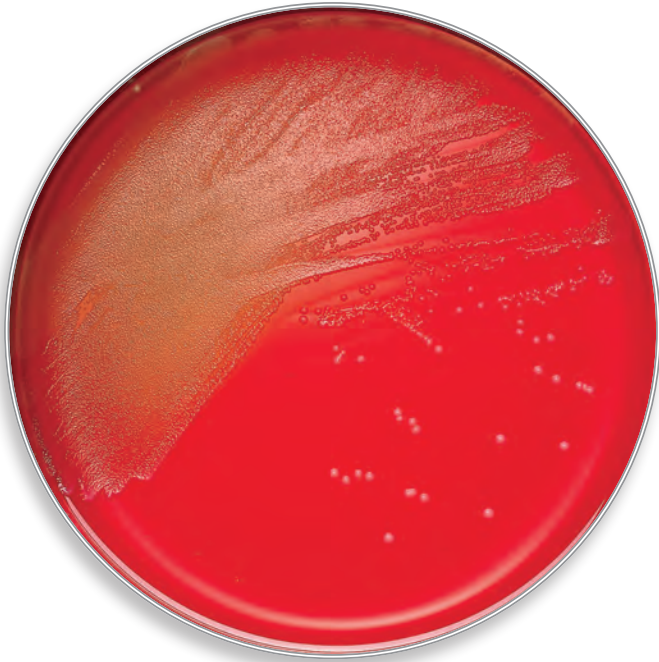
BD has combined two products to formulate the BD BBL™ CHROMagar™ Orientation / TSA II I Plate for urine cultures. As today's laboratories are challenged to do more with less, this format standardizes urine culture processing to a single catalog number. The I Plate allows for visual identification of common urinary pathogens helping to improve turnaround time for positives.

Product	Quantity	Cat. No.
BD BBL™ CHROMagar™ Orientation / TSA II I Plate	100 Plates	222239



Escherichia coli
ATCC® 25922

Enterococcus faecalis
ATCC® 29212

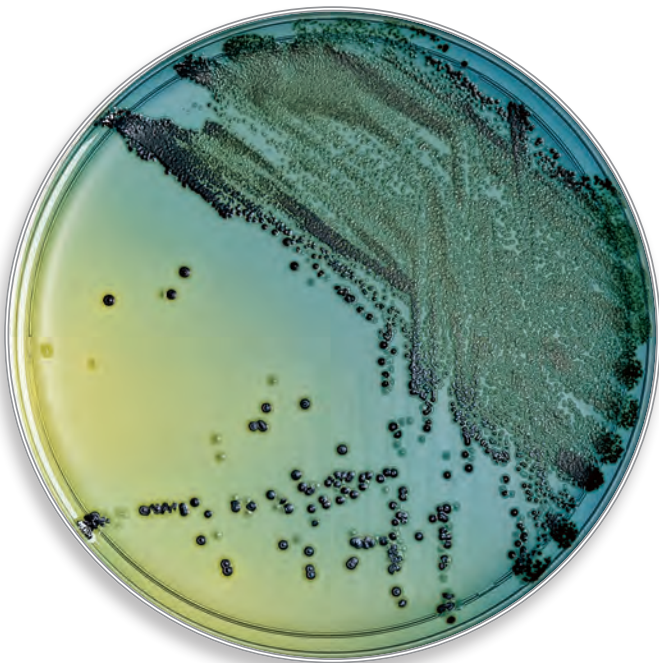


Enterococcus faecalis
ATCC® 29212

Columbia CNA Agar with 5% Sheep Blood

Incorporating colistin and nalidixic acid to inhibit gram-negative bacteria, Columbia CNA (Colistin-Naladixic Acid) Agar with 5% Sheep Blood delivers rapid and luxuriant growth of gram-positive organisms.

Product	Quantity	Cat. No.
Columbia CNA Agar with 5% Sheep Blood	Ctn. of 100	221353
Columbia CNA Agar with 5% Sheep Blood // MacConkey II Agar (I Plate)	Ctn. of 100	221601



Salmonella typhimurium
ATCC® 14028

Shigella flexneri
ATCC® 12022

Hektoen Enteric Agar

Hektoen Enteric Agar is a moderately selective medium used for the isolation of *Salmonella* and *Shigella* species. H₂S-producing organisms yield black-centered colonies. Hektoen Enteric Agar contains a high level of lactose to aid differentiation and to minimize the problem of delayed lactose fermentation.

Product	Quantity	Cat. No.
Hektoen Enteric Agar	Ctn. of 100	221366

MacConkey II Agar

MacConkey II Agar, a specially-designed improvement to MacConkey Agar, features increased inhibition of swarming *Proteus* spp., growth of enteric organisms and more definitive differentiation of lactose fermenters and nonfermenters.

Product	Quantity	Cat. No.
MacConkey II Agar	Ctn. of 100	221270



Escherichia coli
ATCC® 25922

Proteus mirabilis
ATCC® 12453

MacConkey II Agar with Sorbitol

MacConkey II Agar with Sorbitol effectively differentiates the most common serotype of *Escherichia coli* associated with hemorrhagic colitis (O157:H7) from most other nonpathogenic *E. coli*. On MacConkey II Agar, this strain of *E. coli* is indistinguishable from other lactose-fermenting *E. coli*. When plated onto MacConkey II Agar with Sorbitol, the O157:H7 strain fails to ferment sorbitol, producing colorless colonies, while other *E. coli* yield sorbitol-positive pink colonies.

Product	Quantity	Cat. No.
MacConkey II Agar with Sobitol	Ctn. of 100	298519



Escherichia coli O157:H7
ATCC® 35150

Escherichia coli
ATCC® 25922



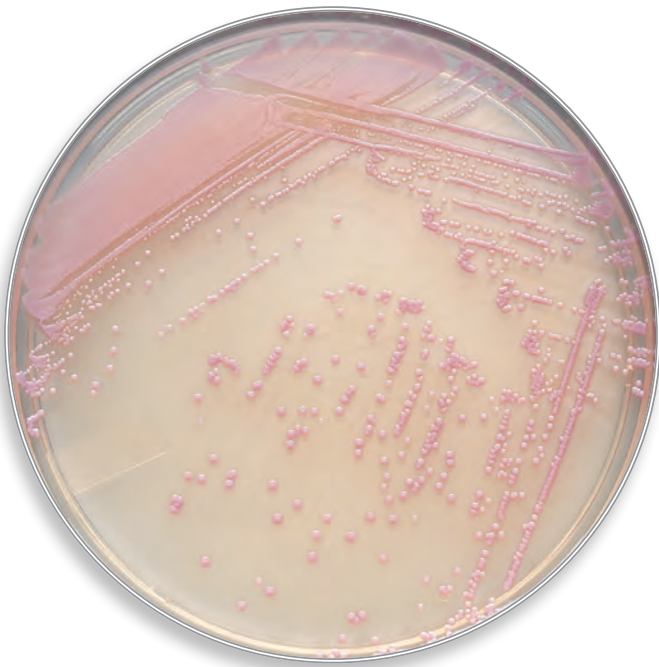
Staphylococcus aureus
ATCC® 25923

Staphylococcus epidermidis
ATCC® 12228

Mannitol Salt Agar

Mannitol Salt Agar, with 7.5% sodium chloride in phenol red mannitol agar, is an efficient medium for the selective isolation of coagulase-positive *staphylococci*. *Staphylococcus aureus* colonies produce a golden color due to mannitol fermentation; most nonfermenting *Staphylococcus* colonies appear red.

Product	Quantity	Cat. No.
Mannitol Salt Agar	Ctn. of 100	221271



Staphylococcus aureus
ATCC® 25923

BD BBL™ CHROMagar™ Staph aureus

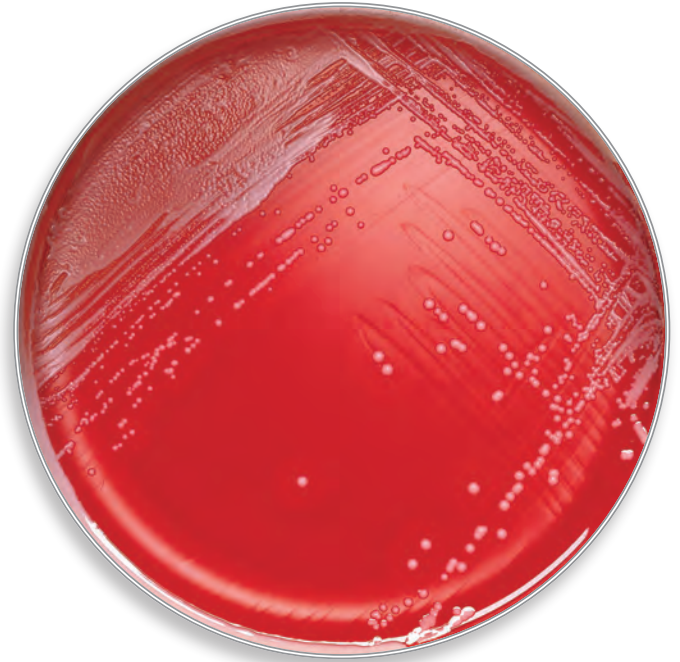
BD BBL™ CHROMagar™ Staph aureus is a selective medium for the isolation, enumeration and identification of *Staphylococcus aureus* from clinical and food sources. The growth of mauve-colored colonies at 24 hours is considered positive for *S. aureus* for clinical specimens requiring no further confirmatory testing. CHROMagar *Staph aureus* has been validated by the AOAC™ Research Institute under the Performance Testing Methods for the analysis of certain foods.

Product	Quantity	Cat. No.
BBL™ CHROMagar™ Staph aureus	20 Plates	214982

Phenylethyl Alcohol Agar with 5% Sheep Blood

In response to customer needs, BD provides multiple media formats to perform similar selective and differential procedures in the microbiology laboratory. Phenylethyl Alcohol Agar with 5% Sheep Blood (PEA) is a selective medium for isolation of gram-positive organisms, particularly gram-positive cocci, from specimens of mixed gram-positive and gram-negative flora. BD BBL™ defibrinated sheep blood is incorporated into the agar as a source of many growth factors while Phenylethyl Alcohol is bacteriostatic for gram-negative bacteria since it selectively and irreversibly inhibits DNA synthesis.

Product	Quantity	Cat. No.
Phenylethyl Alcohol Agar with 5% Sheep Blood	Ctn. of 100	221277

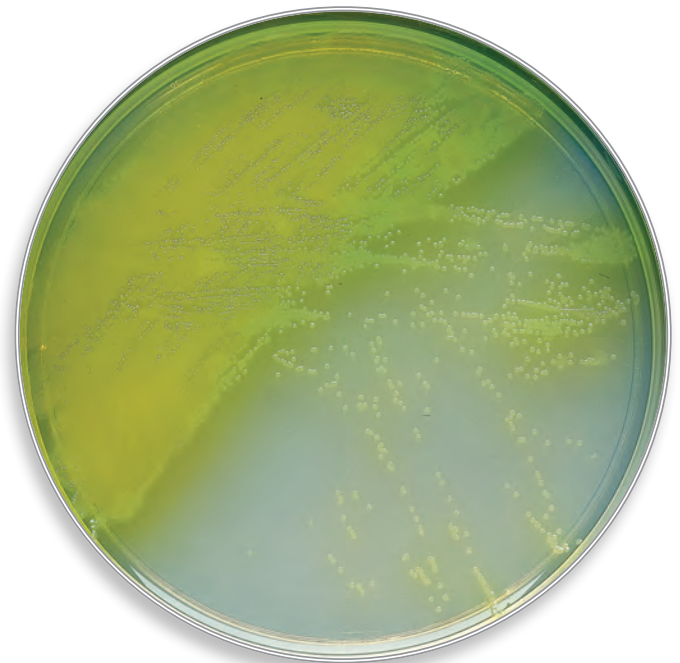


Staphylococcus aureus
ATCC™ 25923


Pseudosel™ Agar

Pseudosel Agar is the BD BBL™ medium of choice for the selective isolation and identification of *Pseudomonas aeruginosa*. It is a modification of King's Tech Agar, stimulating enhanced pyocyanin production by *Pseudomonas* while inhibiting other organisms with cetrимide. Pseudosel Agar also detects the fluorescin produced by some pseudomonads.

Product	Quantity	Cat. No.
Pseudosel™ Agar (Cetrimide Agar)	Pkg. of 10	297882



Pseudomonas aeruginosa
ATCC™ 10145

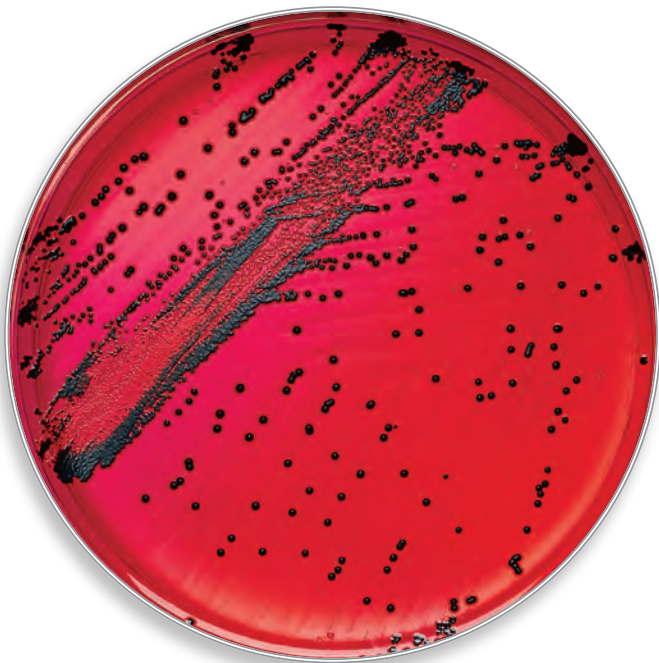


Streptococcus pyogenes
ATCC® 19615

Group A Selective Strep Agar with 5% Sheep Blood (ssA)

ssA Agar is a proprietary formulation of BD Life Sciences–Integrated Diagnostic Solutions and incorporates several selective agents to effectively suppress indigenous throat flora. The recommended protocol for processing throat cultures includes plating on ssA and incubating in an atmosphere enriched with CO₂ for 18–24 hours. Rapid, presumptive identification of *Streptococcus pyogenes* is obtained with ssA Agar when a zone of inhibition is observed around a Taxo™ A disc incubated on the medium.

Product	Quantity	Cat. No.
Group A Selective Strep Agar with 5% Sheep Blood (ssA)	Ctn. of 100	221780



Salmonella typhimurium
ATCC® 14028

Shigella flexneri
ATCC® 12022

XLD Agar

XLD (Xylose-Lysine-Desoxycholate) Agar has been found to be highly efficient for the primary isolation of *Shigella* and *Salmonella*. It is a selective, differential medium, inhibitory to gram-positive organisms. Xylose fermentation, lysine decarboxylation and H₂S production differentiate *Salmonella* spp. from the *Shigella* spp.

Product	Quantity	Cat. No.
XLD Agar	Ctn. of 100	221284



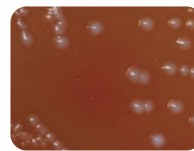
Anaerobe/ mycology/ mycobacteriology



Clostridium perfringens
ATCC 13124

CDC Anaerobe Blood Agar

CDC Anaerobe Blood Agar is a formulation for the isolation and cultivation of obligately anaerobic bacteria. Developed by the Centers for Disease Control and Prevention, this medium provides colony morphology and growth of a variety of anaerobic bacteria.




Bacteroides fragilis
ATCC 25285

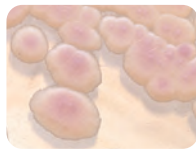
Product	Quantity	Cat. No.
CDC Anaerobe Blood Agar	Ctn. of 100	221734

BD BBL™ CHROMagar™ Candida


BD BBL™ CHROMagar™ Candida medium is a selective and differential medium for presumptively identifying members of the genus *Candida* from a primary isolation plate. Due to the differences in morphology and colors of the yeast colonies, this medium is particularly useful in the detection of mixed yeast cultures in specimens. Colonies of *C. albicans* appear light to medium green, *C. tropicalis* colonies appear light blue to metallic-blue and *C. krusei* colonies appear light rose with a whitish border.



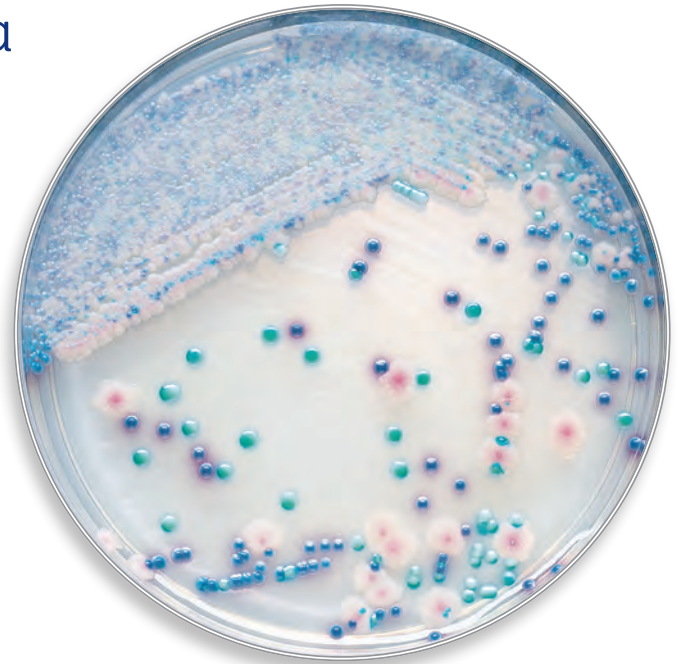
Candida albicans
ATCC® 10231



Candida krusei
ATCC® 34135



Candida tropicalis
ATCC® 1369



Candida albicans
ATCC® 10231

Candida krusei
ATCC® 34135

Candida tropicalis
ATCC® 1369

Product	Quantity	Cat. No.
BD BBL™ CHROMagar™ Candida	Pkg. of 20	254093

Sabouraud Dextrose Agar, Emmons

Sabouraud Dextrose Agar is a nonselective medium for the cultivation of fungi, especially dermatophytes. It is the standard medium for recovery and maintenance of fungi in the clinical laboratory. The original formulation has an acidic pH of 5.6, which suppresses bacterial growth. The Emmons modification to the original formula features a higher pH (6.9) and a reduced dextrose level (2%), yielding greater recovery of fungi, although with less selectivity. BBL™ Sabouraud Dextrose Agar prepared plates are deep-filled in order to minimize the drying effects of prolonged incubation.



Candida albicans
ATCC® 10231

Product	Quantity	Cat. No.
Sabouraud Dextrose Agar (Deep Fill)	Ctn. of 100	221278
Sabouraud Dextrose Agar, Emmons (Deep Fill)	Pkg. of 100	221867

Susceptibility media

Mueller Hinton Media

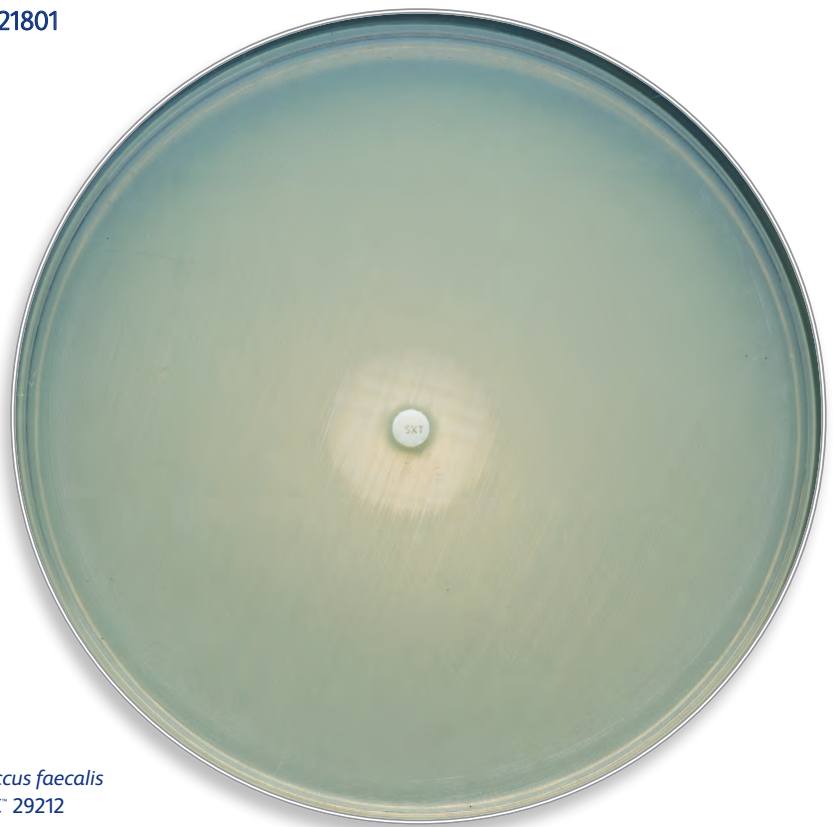
Thymine and thymidine levels are monitored and kept low during the production of BD BBL[™] Mueller Hinton II Agar. This practice assures that sulfonamide and trimethoprim activity will not be inhibited. Calcium and magnesium levels are also controlled through careful screening of raw materials. Correct zone diameters are, therefore, achieved with BD BBL[™] Sensi-Disc[™] test discs containing aminoglycosides.

The addition of 5% sheep blood to Mueller Hinton Agar base produces a CLSI-recommended medium for testing the antimicrobial susceptibility of *Streptococcus pneumoniae*.

Product	Quantity	Cat. No.
Mueller Hinton II Agar (100 mm style plate)	Ctn. of 100	221275
(150 mm style plate)	Box of 24	221800
Mueller Hinton Agar with 5% Sheep Blood (100 mm style plate)	Pkg. of 20	221176
(150 mm style plate)	Box of 24	221801



Pseudomonas aeruginosa
ATCC[™] 27853



Enterococcus faecalis
ATCC[™] 29212



Index of BD BBL™ Prepared Plated Media

Description	Page
BCYE Agar.....	9
BCYE Selective Agar with PAC	9
BD BBL™ I Plate Dish	7
Campy CVA Agar	9
CDC Anaerobe Blood Agar.....	18
Chocolate II Agar	5
BD BBL™ CHROMagar™ Candida	19
BD BBL™ CHROMagar™ MRSA II	10
BD BBL™ CHROMagar™ MRSAlI / CHROMagar™ SA Bi-plate.....	11
BD BBL™ CHROMagar™ Orientation.....	10
BD BBL™ CHROMagar™ Orientation / TSA II I Plate.....	11
BBL™ CHROMagar™ Staph aureus.....	14
Columbia Agar with 5% Sheep Blood	5
Columbia CNA Agar with 5% Sheep Blood.....	12
Columbia CNA Agar with 5% Sheep Blood // MacConkey II Agar (I Plate).....	7, 12
Group A Selective Strep Agar with 5% Sheep Blood (ssA).....	16
Hektoen Enteric Agar	12
MacConkey II Agar	13
MacConkey II Agar with Sorbitol	13
Mannitol Salt Agar	14
Mueller Hinton II Agar	21
Mueller Hinton Agar with 5% Sheep Blood	21
Phenylethyl Alcohol Agar with 5% Sheep Blood.....	15
PseudoseI™ Agar (Cetrimide Agar)	15
Sabouraud Dextrose Agar (Deep Fill)	19
Sabouraud Dextrose Agar (Deep Fill) Emmons (Deep Fill)	19
Trypticase™ Soy Agar with 5% Sheep Blood (TSA II).....	6
Trypticase™ Soy Agar (TSA II) with 5% Sheep Blood//MacConkey II Agar	7
Trypticase™ Soy Agar (TSA II) with 5% Sheep Blood//Levine EMB Agar	7
XLD Agar	16



BD Life Sciences, 7 Loveton Circle, Sparks, MD 21152-0999, U.S.
1.800.638.8663

[bd.com](https://www.bd.com)

BD, the BD Logo and BBL are trademarks of Becton, Dickinson and Company or its affiliates. All other trademarks are the property of their respective owners. © 2023 BD. All rights reserved. (BD-89615 2161-US-0723)

