


BD Insyte™ Autoguard™ BC Pro

Shielded IV Catheter with Blood Control Technology Tips for success

Blood return visualization



Blood collection

- Luer locking devices are preferred
- If dripping blood into the collection tube, a male luer must be connected and then disconnected in order to open the fluid path and allow blood flow (once a male luer has been inserted, the one-time valve is open)

Please consult product labels and inserts for instructions for use, indications, contraindications, warnings and precautions.

BD, Sandy, UT, 84070, U.S.

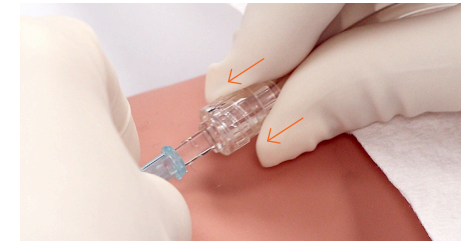
bd.com

BD, the BD Logo, Autoguard and Insyte are trademarks of Becton, Dickinson and Company or its affiliates. © 2023 BD. All rights reserved. BD-12508 (06/23)

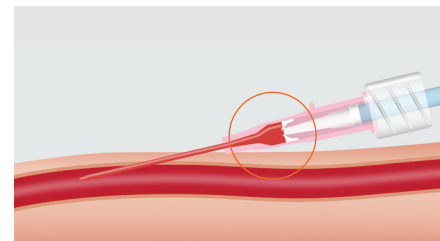
Secure connection



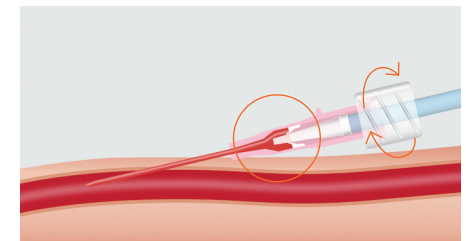
Blood will fill up to the septum after the needle is no longer in the lumen of the catheter



Firmly push and turn completely to make a secure connection. With movable spin collar connection, pull spin collar back, make the connection and then secure the spin collar



Partial connection—septum **not** fully opened



Secure connection—septum is **fully** opened

