
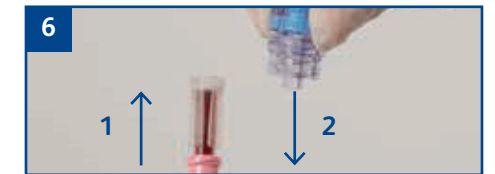
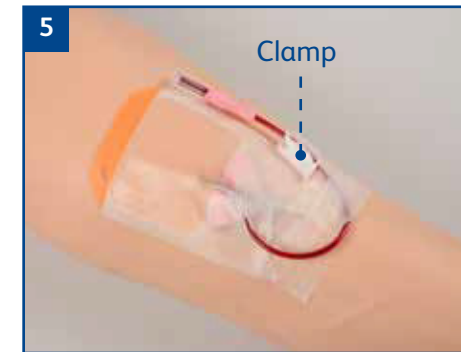
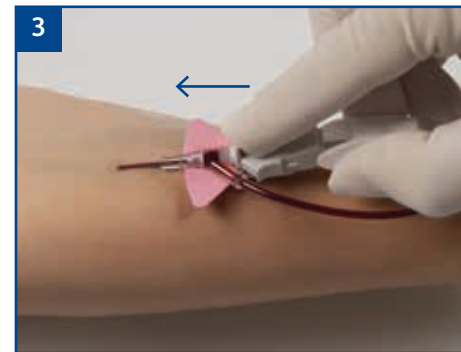
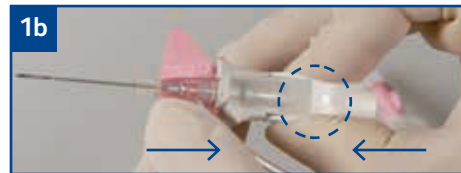


BD Nexiva™

Closed IV Catheter System—Single Port with BD MaxZero™ Needle-Free Connector



Points to practice



Preparation

- Secure vent plug.
- Clamp should not be engaged.
- Twist to remove needle cover.
- Holding as shown, pull back approximately 1/8 in. on finger grips (Fig. 1a).
- Push finger grips back to their original position so the stabilization platform and finger grips are snugly together (Fig. 1b).

Insertion and flashback

- Hold the system as shown and access the vessel (Fig. 2).
- Observe blood return along the catheter. Decrease angle of insertion and advance needle unit slightly to ensure catheter tip is within the vessel.

Advancement

- Place pad of index finger behind the push-tab and push the catheter off the needle into the vessel (Fig. 3).

Note: Do not pull back on the needle during advancement.

Needle removal

- Stabilize the catheter system, and pull back on the finger grips until the push-tab component releases from the stabilization platform (Fig. 4).
- Discard the shielded needle into a puncture-resistant, leak-proof sharps container.

Note: Do not hold the push-tab component of the device as this will prevent the release of the needle shield.

Stabilization

- Apply a transparent dressing to cover the septum, allowing maximum use of extension tubing (Fig. 5).

Preparation for use

- Engage the clamp.
- Prime the BD MaxZero™ Needle-Free Connector according to your facility policy.
- Remove the vent plug and attach the BD MaxZero™ Needle-Free Connector (Fig. 6).
- Disinfect the BD MaxZero™ Needle-Free Connector with an appropriate antiseptic and allow to dry.
- Attach the flush syringe or administration set.
- Release the clamp to flush or infuse.
- When disconnecting a Luer-Lok™ or Luer-slip syringe or tubing set from the BD MaxZero™ Needle-Free Connector, carefully rotate the Luer 360-degrees counter clockwise and turn using a controlled motion to minimize fluid escaping.

Consult product insert for complete instructions, warnings and cautions.

BD—Canada, Mississauga, ON, L5N 0B3

bd.com

BD, the BD logo, MaxZero, and Nexiva are trademarks of Becton, Dickinson and Company or its affiliates.
© 2021 BD. All rights reserved. BD-42519 (09/21)

