

BD Nexiva™

Closed IV Catheter System—Single Port

Catheter

- + High-pressure extension set*
- + Stabilization platform



* 24 gauge catheter systems should not be used with power injectors.

Please consult product labels and inserts for instructions for use, indications, contraindications, warnings and precautions.





Secure vent plug

> Must remain in place during insertion for:

- Flashback
- Blood containment



Release seal



- > Loosens catheter for easier advancement
- > Pull back ~ 1/8 inch



Color to white
everything tight

- > Push gray platform and white grip back together

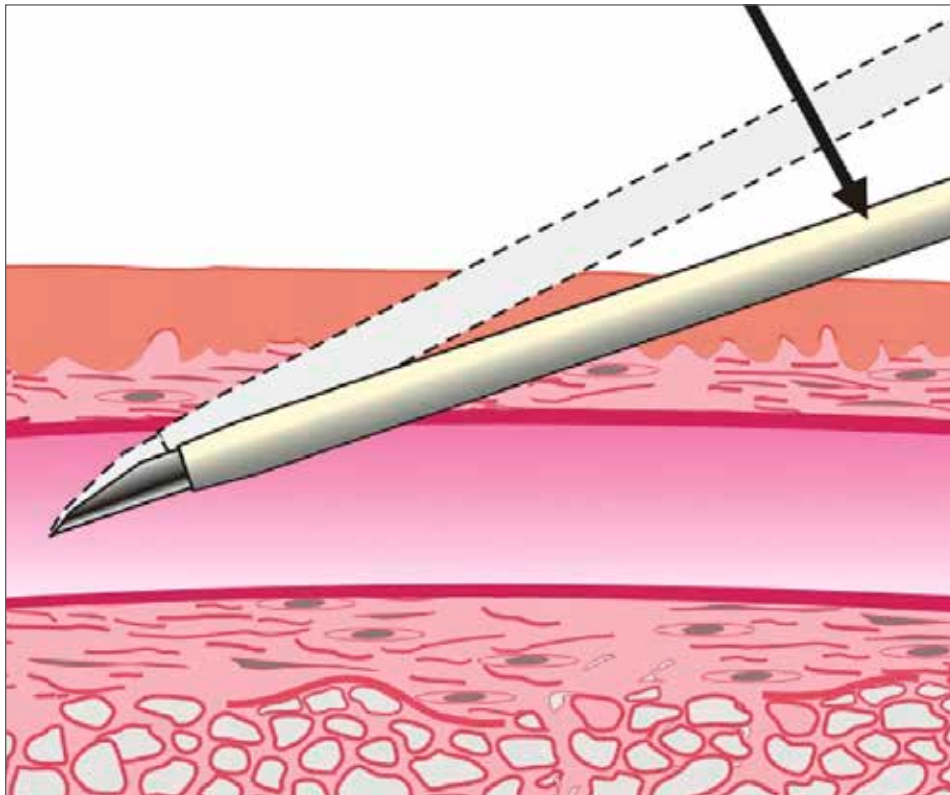
Keep it **sharp**





BD Instaflash™ Needle Technology

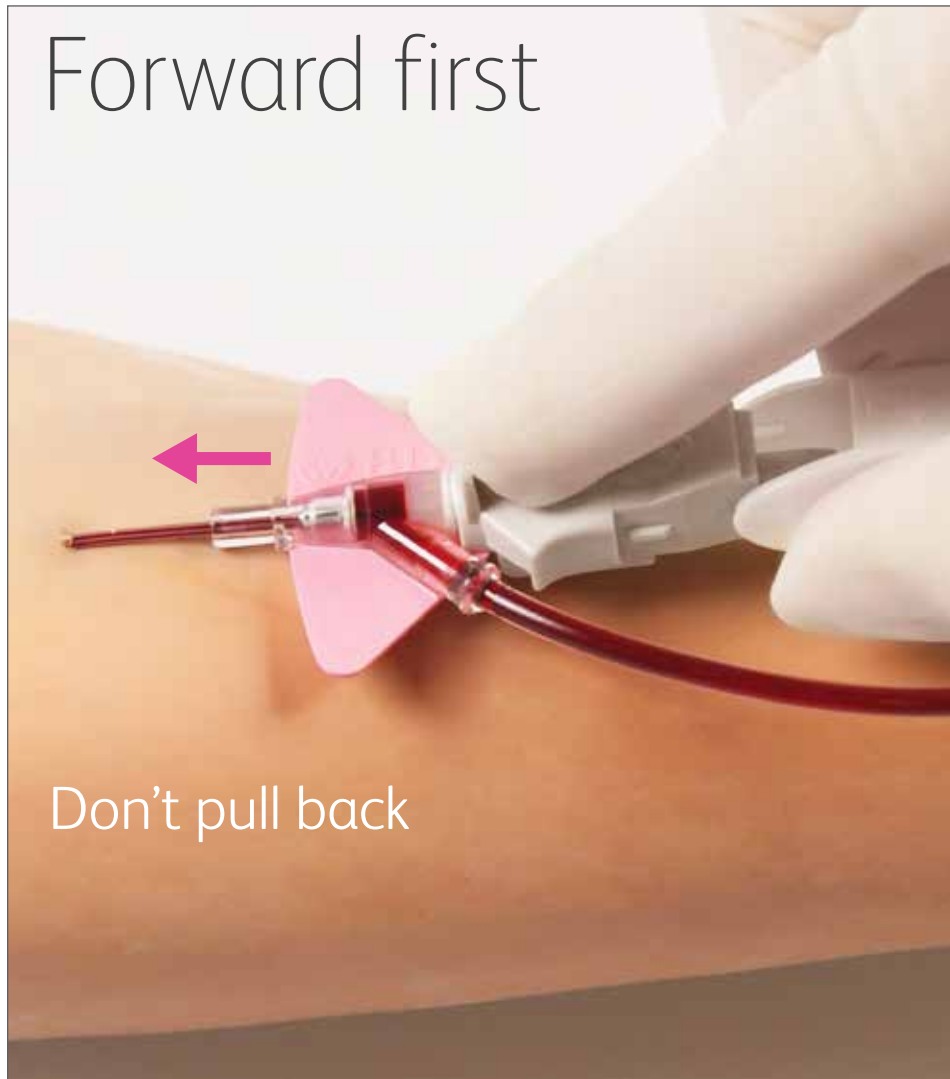
- > Immediate blood return is seen along the catheter



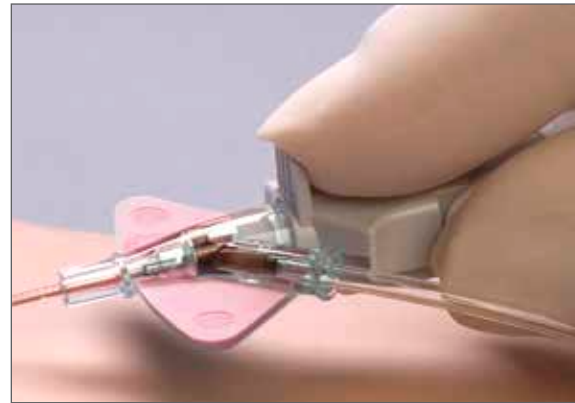
Lower and advance

- > Lower catheter almost parallel to skin
- > Slightly advance entire unit to ensure catheter tip is within vessel

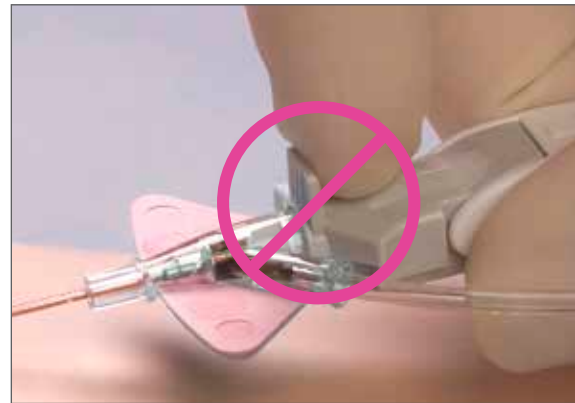
Forward first



Pad to tab

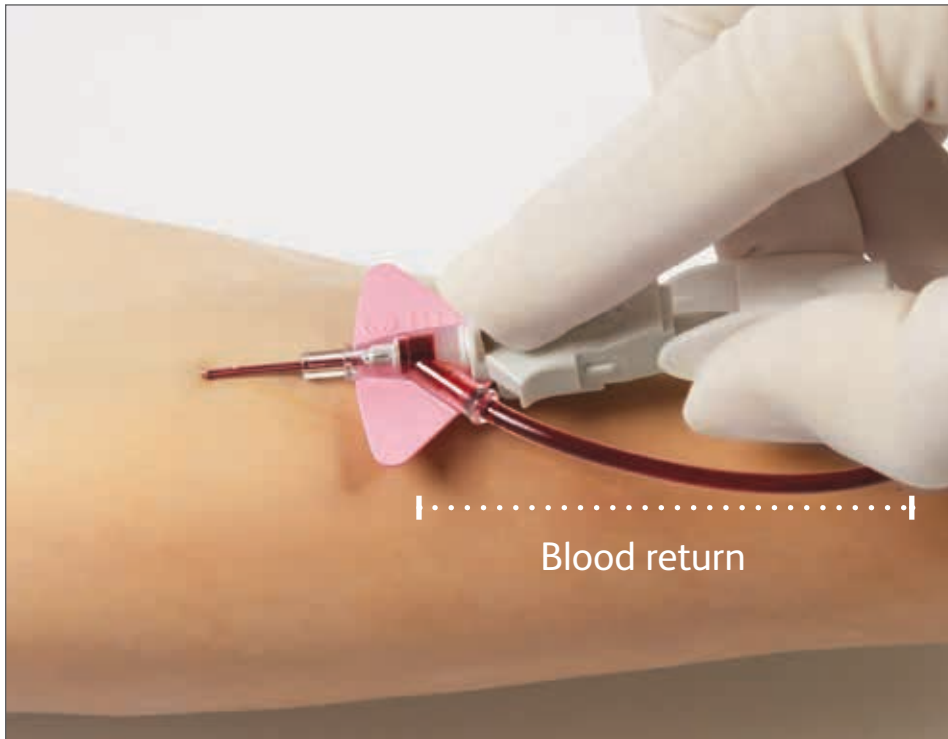


Not fingernail



Forward first





Secondary flash

- > Blood return continues up the extension
- > Continuous flow confirms the catheter tip is within the vessel lumen
- > Quickens as needle is withdrawn




Stabilize catheter
and remove needle



Stabilize system

- > Transparent dressing should cover the septum



Clamp and replace vent plug

- > Clamp extension set
 - Prevents blood leakage
- > Remove vent plug and attach administration tubing or access port
- > Release the clamp to flush or infuse
- > Complete securement of extension tubing

BD, Sandy, Utah 84070
1.888.237.2762
bd.com/nexiva

bd.com

BD, the BD logo, Instaflash and Nexiva are trademarks of Becton, Dickinson and Company or its affiliates.
All other trademarks are the property of their respective owners. © 2021 BD. All rights reserved. BD-6038 (07/21)

