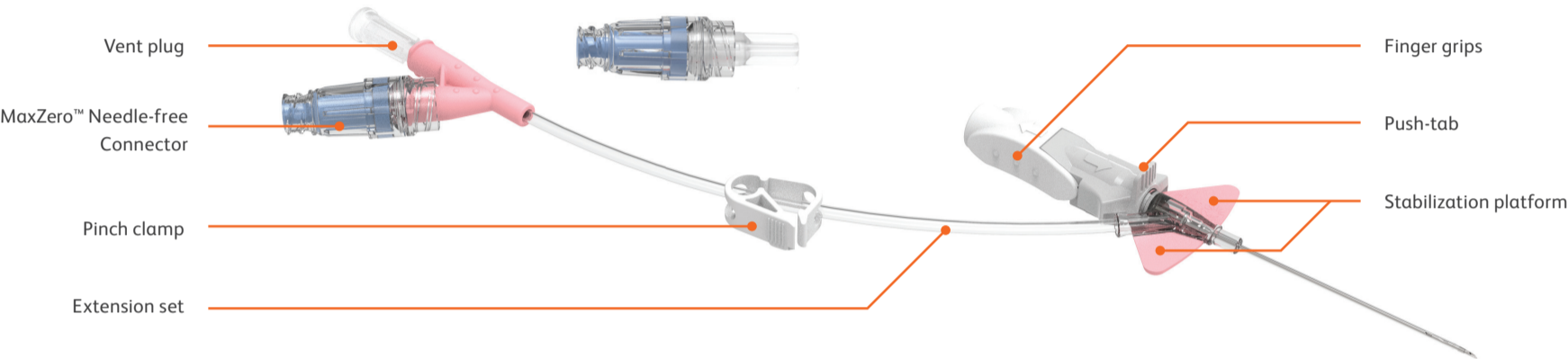
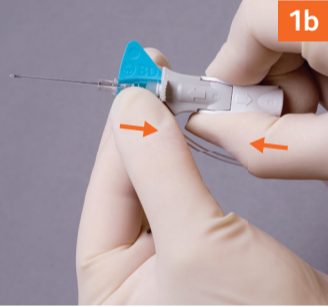
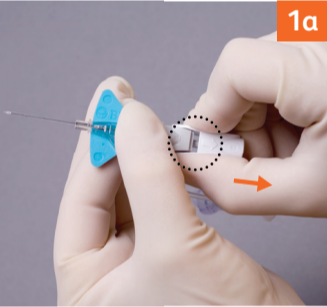


# BD Nexiva™

## Closed IV Catheter System—Dual Port with MaxZero™ Needle-free Connector



### Points to practice



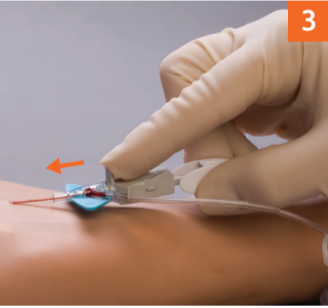
#### Preparation

- Secure the vent plug and MaxZero™ Needle-free Connector.
- The clamp should not be engaged.
- Twist to remove the needle cover.
- Holding as shown, pull back approximately 1/8" (3 mm) on the finger grips (Fig. 1a).
- Push the finger grips back to their original position so the stabilization platform and finger grips are snugly together (Fig. 1b).



#### Insertion and flashback

- Hold the system as shown and access the vessel (Fig. 2).
- Initial blood return is along the catheter, then up the extension tube. Look at the catheter for initial blood return.
- Lower and advance the entire catheter and needle unit slightly to ensure the catheter tip is within the vessel.



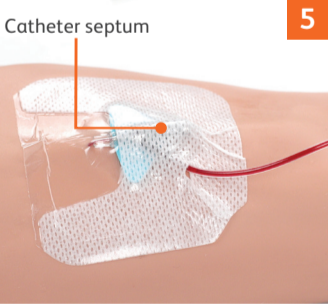
#### Advancement

- Place the index finger pad behind the push-tab and push the catheter off the needle into the vessel (Fig. 3).
- Caution:** Do not pull back on the needle during catheter advancement.



#### Needle removal

- Stabilize the catheter system and pull back on the finger grips until the push-tab component releases from the stabilization platform (Fig. 4).
  - Discard the shielded needle into a puncture-resistant, leak-proof sharps container.
- Caution:** DO NOT hold onto grey push-tab component as this will prevent release of the needle shield.



#### Stabilization

- Apply a transparent dressing to cover the septum, allowing maximum use of the extension tubing (Fig. 5).



#### Preparation for use

- Engage the clamp.
  - Remove the vent plug and attach the primed MaxZero™ Needle-free Connector.
  - Release the clamp to flush.
  - Complete securement of the extension tubing.
  - Disconnect the flush syringe from the MaxZero™ Device by carefully rotating counterclockwise 360° or until disconnected.
- NOTE:** Single lumen. Compatible meds only.

This is not intended as a replacement for the product instructions for use.

Please consult product labels and inserts for complete instructions for use, indications, contraindications, warnings and cautions.

BD, Sandy, UT, 84070, U.S.

[bd.com](https://www.bd.com)

