


# BD Insyte™ Autoguard™ BC Pro

## Shielded IV Catheter with Blood Control Technology Tips for success

### Blood return visualization



### Blood collection

- Luer locking devices are preferred
- Drawing via an extension allows you to control blood flow
- If dripping blood into the collection tube, a male luer must be connected and then disconnected in order to open the fluid path and allow blood flow (*once a male luer has been inserted, the one-time valve is open*)

Consult product insert for complete instructions, warnings and cautions.

BD–Canada, Mississauga, ON, L5N 0B3

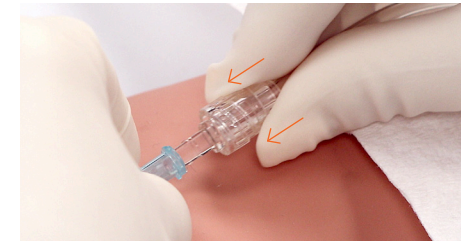
[bd.com](http://bd.com)

BD, the BD Logo, Autoguard and Insyte are trademarks of Becton, Dickinson and Company or its affiliates. © 2021 BD. All rights reserved. BD-29512 (04/21) 6321

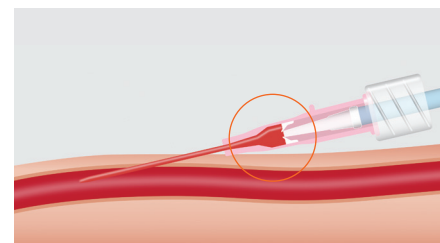
### Secure connection



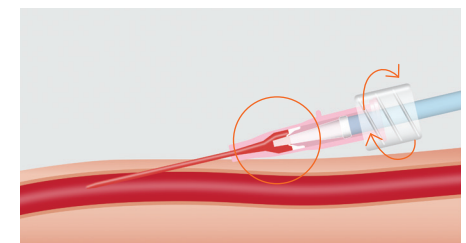
Blood will fill up to the septum after the needle is no longer in the lumen of the catheter



Firmly push and turn completely to make a secure connection. With movable spin collar connection, pull spin collar back, make the connection and then secure the spin collar



Partial connection—septum **not** fully opened



Secure connection—septum is **fully** opened

