



App for use with the PleurX™ Catheter System or the PeritX™ Catheter System

Quick start guide

Use the PleurX™ App to track and record drainage with the PleurX™ Catheter or PeritX™ Catheter

PleurX™

Pleural Catheter System

PeritX™

Peritoneal Catheter System



Scan the code to download the app.
Available in the Google Play Store
and the Apple App Store.



If you are unable to add a drainage entry, use the following table to log your information until the issue is resolved.

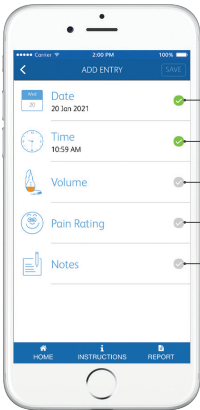
Draining details

[illegible]

Add an entry



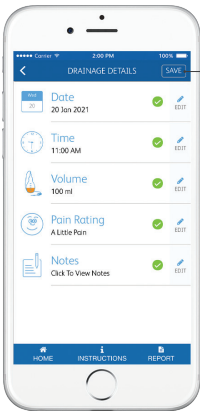
Add a drainage entry by tapping the floating **+** button.



The date and the time are automatically filled with the current date and time. Edit them by tapping **Date** or **Time**.

Add the drainage volume by tapping **Volume**.

A pain rating and notes are not mandatory, but additional information can help you and your physician with your drainage data.

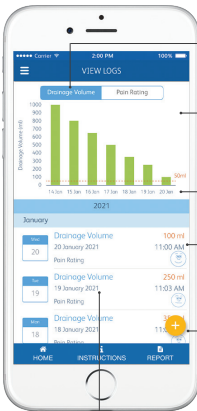


Save an entry by tapping the **SAVE** button.

View logs



View drainage details by tapping the entry on the bar graph.



Toggle between the **Drainage Volume** graph and **Pain Rating** graph.

View drainage data by swiping left and right.

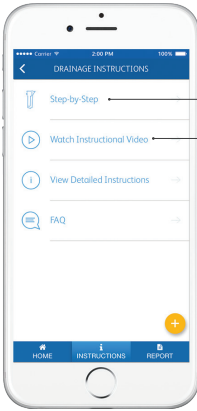
View drainage data in detail by scrolling up or down.



Edit the entry by tapping it.

The 'DRAINAGE DETAILS' screen shows a form to edit an entry. The fields are: Date (20 Jan 2021), Time (11:00 AM), Volume (100 ml), Pain Rating (A Little Pain), and Notes (Click To View Notes). Each field has a checkmark and an 'EDIT' button. A 'SAVE' button is at the top right.

Instructions



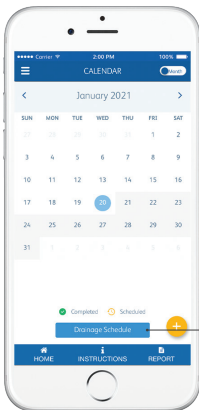
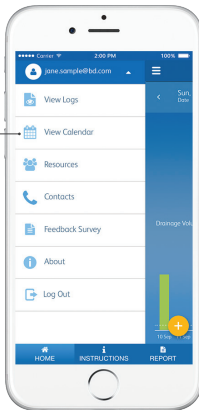
View step-by-step instructions on drainage by tapping on **Step-by-Step**. You may use the **Next** and **Back** voice commands to navigate between pages.

View drainage procedure instructional videos by tapping on **Watch Instructional Video**.

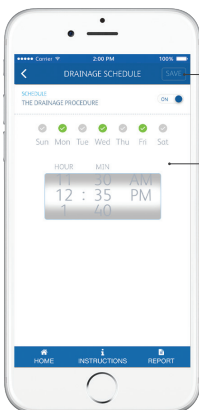
Set drainage schedule



Open the home menu and tap **View Calendar**.



Tap **Drainage Schedule**.



Set a drainage schedule.

Tap the **SAVE** button when you are finished.


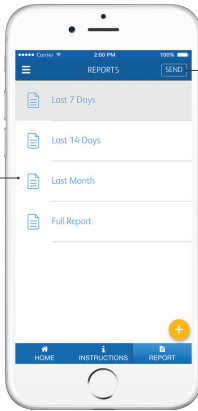
Send a report



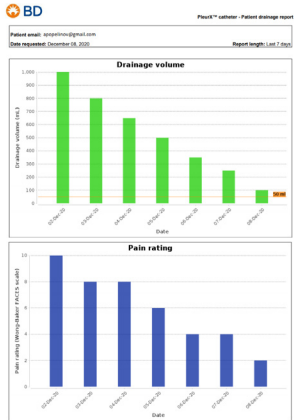
Tap the **REPORT** button.

Select the report type.

Tap the **SEND** button to send yourself the report.



You will receive an email from **donotreply@bd.com** with your drainage report. Download the report from the email.



Notes for physician				
Drainage details				
Date	PleurX volume (mL)	Pain rating	Where was the drainage procedure performed?	How long did the drainage procedure take?
12-Dec-19	900	10		
13-Dec-19	800	8		
14-Dec-19	700	8		
15-Dec-19	600	8		
16-Dec-19	500	6		
17-Dec-19	400	6		
18-Dec-19	300	4		
19-Dec-19	200	4		
20-Dec-19	100	2		

You may print the drainage report and bring it to your next appointment.



Scan the code to download the app.

Available in the Google Play Store and the Apple App Store.



Questions about the PleurX™ Catheter System or PeritX™ Catheter System?

Call our patient navigators at **833.549.7677**.

PleurX™ Pleural Catheter System

Indications for Use: The PleurX™ Pleural Catheter System is indicated for intermittent, long term drainage of symptomatic, recurrent, pleural effusion, including malignant pleural effusion and other recurrent effusions that do not respond to medical management of the underlying disease. The devices are indicated for the palliation of dyspnea due to pleural effusion and providing pleurodesis (resolution of the pleural effusion). The PleurX™ Pleural Catheter is indicated for adults only.

The Lockable Drainage Line is used to drain fluid using standard wall suction, water seal drainage system, vacuum bottle, or other appropriate method.

Warnings: Do not put anything except the access tip of the Lockable Drainage Line, Catheter Access Kit, or PleurX™ Vacuum Bottles into the catheter valve since any other device could damage the valve. A damaged valve may allow air into the body or let fluid leak out through the valve when not draining.

Do not place the PleurX™ Pleural Catheter into the peritoneal space as it could lead to misidentification of the catheter and/or mistreatment of the patient.

PeritX™ Peritoneal Catheter System

Indications for Use: The PeritX™ Peritoneal Catheter System is indicated for intermittent, long term drainage of symptomatic, recurrent, malignant and non-malignant ascites that does not respond to medical management of the underlying disease and for the palliation of symptoms related to recurrent ascites. The use of the PeritX™ Peritoneal Catheter for non-malignant ascites is limited to patients who are intolerant or resistant to maximum medical therapy, refractory to large volume paracentesis (LVP)

and are not candidates for a trans-jugular intrahepatic portosystemic shunt or LVP. The PeritX™ Peritoneal Catheter is indicated for adults only.

The Lockable Drainage Line is used to drain fluid using standard wall suction, water seal drainage system, vacuum bottle, or other appropriate method.

Warnings: Do not put anything except the access tip of the Lockable Drainage Line, Catheter Access Kit, or PleurX™ Vacuum Bottles into the catheter valve since any other device could damage the valve. A damaged valve may allow air into the body or let fluid leak out through the valve when not draining.

A diagnostic paracentesis should be performed if the patient shows signs or symptoms of possible spontaneous bacterial peritonitis (SBP) such as fever or abdominal pain. If SBP is present, the patient should be treated per institutional guidelines, including systemic antibiotics and repeat diagnostic paracentesis at the end of the antibiotic regimen. For a patient with resolved SBP, the patient should be treated per institutional guidelines, including prophylactic antibiotics to help in the prevention of refractory or recurrent SBP. In the case of refractory or recurrent infections, the catheter should be removed and reinserted at the discretion of the clinician after the SBP has resolved.

Do not place the PeritX™ Peritoneal Catheter into the pleural space as it could lead to misidentification of the catheter and/or mistreatment of the patient.

Please consult product labels and package inserts for indications, contraindications, hazards, warnings, cautions, and information for use.

bd.com/drainage BD, Vernon Hills, IL, 60061, U.S.

BD, the BD Logo, PeritX and PleurX are trademarks of Becton, Dickinson and Company or its affiliates. © 2023 BD. All Rights Reserved. BD-20691v2

