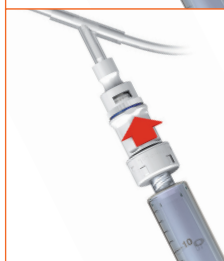
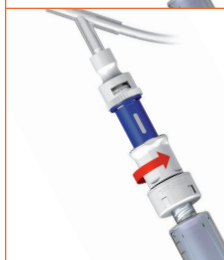
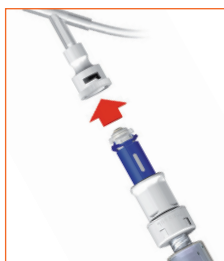


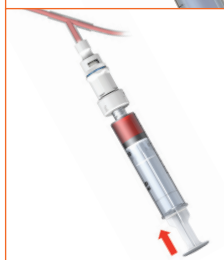
# BD PhaSeal™ System

## IV push technique

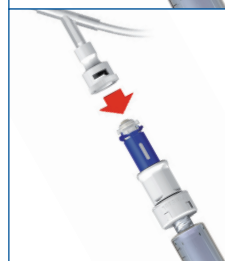
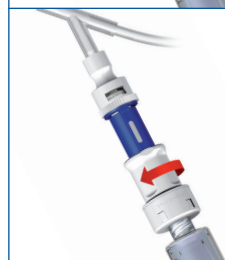
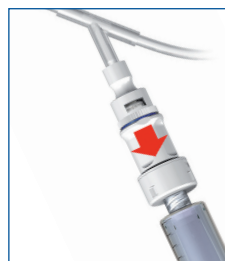
### To connect



 Administer drug



### To disconnect *(do the reverse)*



[bd.com](http://bd.com)



BD, the BD Logo and PhaSeal are trademarks of Becton, Dickinson and Company or its affiliates. © 2021 BD. All rights reserved. BD-6677 (07/21) 6498

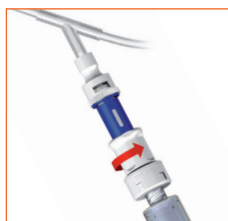
# BD PhaSeal™ System

## Connect/disconnect

### To connect



Push the luer-locked injector into the connector interface.

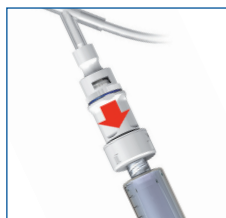


Holding onto the white grip, turn to the right (clockwise).

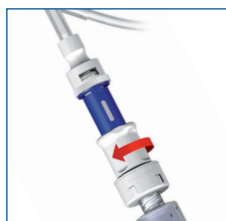


Push to engage.


### To disconnect *(do the reverse)*



Pull the injector grip.



Holding onto the white grip, turn to the left (counterclockwise).



Pull to disengage from the connector interface.

**Note:** During the connect/disconnect process be sure to hold onto the white grip. Holding the blue sheath will prevent the system from engaging. To maintain a closed system, dispose of BD PhaSeal™ components without disassembling. Discard according to your facility's protocol.

[bd.com](http://bd.com)



BD, the BD Logo and PhaSeal are trademarks of Becton, Dickinson and Company or its affiliates. © 2021 BD. All rights reserved. BD-6677 (07/21) 6498