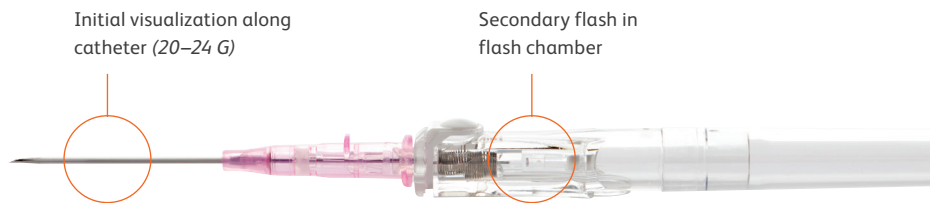


BD Insyte™ Autoguard™ BC

Shielded IV Catheter with Blood Control Technology

Tips for success

Blood return visualization



Blood collection

- Luer locking devices are preferred
- Drawing via an extension allows you to control blood flow
- If dripping blood into the collection tube, a male luer must be connected and then disconnected in order to open the fluid path and allow blood flow (*once a male luer has been inserted, the one-time valve is open*)

Consult product insert for complete instructions, warnings and cautions.

BD, Sandy, UT, 84070, U.S.

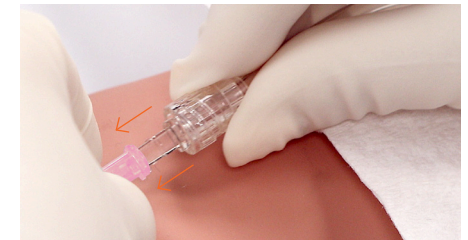
bd.com

BD, the BD Logo, Autoguard and Insyte are trademarks of Becton, Dickinson and Company or its affiliates. © 2020 BD. All rights reserved. BD-0688 (03/20) 4023

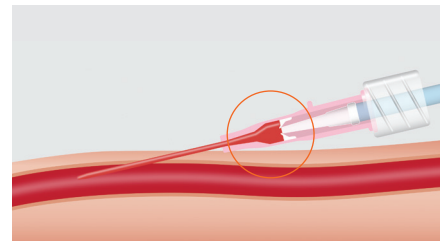
Secure connection



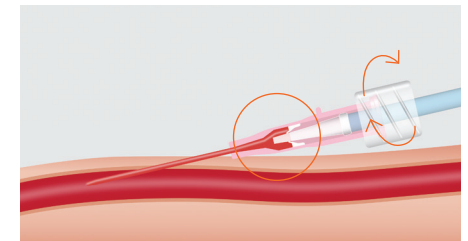
Blood will fill up to the septum after the needle is no longer in the lumen of the catheter



Push and secure the luer device to securely connect to the catheter hub. For luer devices with a movable spin collar, pull the spin collar back, make the connection and then secure the spin collar



Partial connection—septum **not** fully opened



Secure connection—septum **is** fully opened

