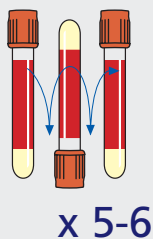


How to Prepare a Quality Sample

BD Vacutainer® Rapid Serum Tube

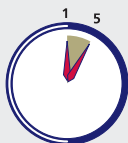
Invert
5-6
Times



Gently invert 5-6 times to mix clot activator with blood.



Clot
5
Minutes



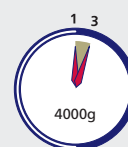
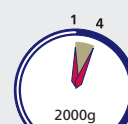
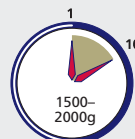
- Allow blood to clot for a minimum of 5 minutes in a vertical position.
- Observe a dense clot.



Spin
as low as
3*
Minutes



Swing-head Centrifuge



- Centrifuge at *4000g for 3 minutes, 2000g for 4 minutes, or 1500-2000g for 10 minutes (balance tube in centrifuge), at 23-27°C.
- Barrier will form, separating serum specimen from clot.
- Transport spun tube to laboratory.



Ordering Information

Reference Number: 368774

Material: PET

Tube Size (mm): 13 x 100

Draw Volume (mL): 5.0

Closure Type/Color:
BD Hemogard™/Orange

Label Type: Paper V-Notch™

Additive: Thrombin-based
Clot Activator

**Packaging Box/Case
Quantities:** 100/1000

For more information please contact your local BD Sales Consultant

BD Global Technical Services at 1.800.631.0174 BD Customer Service at 1.888.237.2762

BD, BD Logo and all other trademarks are property of Becton, Dickinson and Company.
© 2010 BD VS8876



BD Diagnostics
Preanalytical Systems
1 Becton Drive
Franklin Lakes, NJ 07417
www.bd.com/vacutainer