

ChloraPrep® With Tint 10.5mL Applicator

Chlorhexidine gluconate 2% w/v and
isopropyl alcohol 70% v/v
Patient Preoperative Skin Preparation





WARNING. FLAMMABLE.
KEEP AWAY FROM FIRE OR FLAME.

10.5mL Applicator

Cat No. 260725

Applicator is sterile if package is intact

Single Use

⚠ WARNING FLAMMABLE						
 <p>Keep away from fire or flame. To reduce risk of fire, PREP CAREFULLY:</p> <ul style="list-style-type: none"> • solution contains alcohol and gives off flammable vapors • avoid getting solution into hairy areas. Hair may take up to 1 hour to dry. Wet hair is flammable. • do not drape or use ignition source (e.g., cautery, laser) until solution is completely dry (minimum of 3 minutes on hairless skin; up to 1 hour in hair) • do not allow solution to pool • remove wet materials from prep area 	<p>ChloraPrep® One-Step ChloraPrep® With Tint</p> <p>2% w/v chlorhexidine gluconate (CHG) and 70% v/v isopropyl alcohol (IPA) Patient Preoperative Skin Preparation Non-sterile Solution Applicator is sterile if package is intact</p> <p>10.5 ml APPLICATOR </p> <p>Professional Use Only  Do Not Reuse  Not made with natural rubber latex</p> <p>Cat. No. 260700 / 260700NS / 260700NSB NDC 054365-400-04 Cat. No. 260715 / 260715NS / 260715NSB NDC 054365-400-12 Cat. No. 260725 / 260725NS / 260725NSB NDC 054365-400-09</p>					
	<p>Drug Facts</p> <table border="1"> <thead> <tr> <th>Active ingredients</th> <th>Purposes</th> </tr> </thead> <tbody> <tr> <td>Chlorhexidine gluconate 2% w/v.....</td> <td>Antiseptic</td> </tr> <tr> <td>Isopropyl alcohol 70% v/v.....</td> <td>Antiseptic</td> </tr> </tbody> </table> <p>Use for the preparation of the patient's skin prior to surgery. Helps to reduce bacteria that potentially can cause skin infection.</p> <p>Warnings For external use only. Flammable, keep away from fire or flame. To reduce risk of fire, PREP CAREFULLY</p> <ul style="list-style-type: none"> ■ solution contains alcohol and gives off flammable vapors ■ avoid getting solution into hairy areas. Hair may take up to 1 hour to dry. Wet hair is flammable. ■ do not drape or use ignition source (e.g., cautery, laser) until solution is completely dry (minimum of 3 minutes on hairless skin; up to 1 hour in hair) ■ do not allow solution to pool ■ remove wet materials from prep area <p>Do not use</p> <ul style="list-style-type: none"> ■ on patients with known allergies to chlorhexidine gluconate or isopropyl alcohol ■ for lumbar puncture or in contact with the meninges ■ on open skin wounds or as a general skin cleanser 	Active ingredients	Purposes	Chlorhexidine gluconate 2% w/v.....	Antiseptic	Isopropyl alcohol 70% v/v.....
Active ingredients	Purposes					
Chlorhexidine gluconate 2% w/v.....	Antiseptic					
Isopropyl alcohol 70% v/v.....	Antiseptic					

ChloraPrep® One-Step / ChloraPrep® With Tint 2% w/v chlorhexidine gluconate (CHG) and 70% v/v isopropyl alcohol (IPA)	
Drug Facts (continued)	
<p>When using this product keep out of eyes, ears, and mouth. May cause serious or permanent injury if permitted to enter and remain. If contact occurs, rinse with cold water right away and contact a doctor.</p> <p>Stop use and ask a doctor if irritation, sensitization, or allergic reaction occurs. These may be signs of a serious condition.</p> <p>Keep out of reach of children. If swallowed, get medical help or contact a Poison Control Center right away.</p>	
Directions	
<ul style="list-style-type: none"> ■ use with care in premature infants or infants under 2 months of age. These products may cause irritation or chemical burns. ■ use in a well ventilated area ■ maximal treatment area for one applicator is approximately 8.4 in. x 8.4 in. (457 cm²) ■ remove applicator from package; do not touch sponge ■ hold the applicator with the sponge down. Pinch wings only once to activate the ampule and release the antiseptic. ■ wet the sponge by pressing and releasing the sponge against the treatment area until liquid is visible on the skin ■ completely wet the treatment area with antiseptic ■ dry surgical sites (e.g., abdomen or arm): use gentle repeated back-and-forth strokes for 30 seconds ■ moist surgical sites (e.g., inguinal fold): use gentle repeated back-and-forth strokes for 2 minutes ■ do not allow solution to pool; tuck prep towels to absorb solution, and then remove ■ allow the solution to completely dry (minimum of 3 minutes on hairless skin; up to 1 hour in hair). Do not blot or wipe away. ■ discard the applicator after a single use along with any portion of the solution not required to cover the prep area. It is not necessary to use the entire amount available. 	
Other information ■ store between 15–30 °C (59–86 °F) ■ avoid freezing and excessive heat above 40 °C (104 °F)	
■ the tint will slowly fade from the skin. Soap and water, or alcohol may be used to remove the tint if desired.	
Inactive ingredients FD&C green #3 dye (Scrub-Teal applicators only), FD&C yellow #6 dye (Hi-Lite Orange applicators only), USP purified water	
Questions? ■ www.chloraprep.com ■ call 1-800-523-0502 (M-F 8 a.m.–5 p.m. CST)	
CareFusion, El Paso, TX 79912 · Artwork No. 6-640248 · KXXXX · Made in the USA of US and imported parts	

