

ChloroPrep® One-step 3mL Applicator

Chlorhexidine gluconate 2% w/v and
isopropyl alcohol 70% v/v
Patient Preoperative Skin Preparation




WARNING. FLAMMABLE.
KEEP AWAY FROM FIRE OR FLAME.

3mL Applicator

Cat No. 260400

Applicator is sterile if package is intact

Single Use

⚠ WARNING FLAMMABLE	Cat. No. 260415 / 260415NS / 260415NSB NDC 054365-400-11 Cat. No. 260400 / 260400NS / 260500NS NDC 054365-400-01						
 <p>Keep away from fire or flame. To reduce risk of fire, PREP CAREFULLY:</p> <ul style="list-style-type: none"> solution contains alcohol and gives off flammable vapors avoid getting solution into hairy areas. Hair may take up to 1 hour to dry. Wet hair is flammable. do not drape or use ignition source (e.g., cautery, laser) until solution is completely dry (minimum of 3 minutes on hairless skin; up to 1 hour in hair) do not allow solution to pool remove wet materials from prep area 	<h2>ChloroPrep® One-Step ChloroPrep® With Tint</h2> <p>2% w/v chlorhexidine gluconate (CHG) and 70% v/v isopropyl alcohol (IPA) Patient Preoperative Skin Preparation</p> <h3>3ml APPLICATOR</h3> <p>Professional Use Only  Do Not Reuse  Not made with natural rubber latex</p>						
<h3>Drug Facts</h3> <table border="1"> <thead> <tr> <th>Active ingredients</th> <th>Purposes</th> </tr> </thead> <tbody> <tr> <td>Chlorhexidine gluconate 2% w/v.....</td> <td>Antiseptic</td> </tr> <tr> <td>Isopropyl alcohol 70% v/v.....</td> <td>Antiseptic</td> </tr> </tbody> </table> <p>Use for the preparation of the patient's skin prior to surgery. Helps to reduce bacteria that potentially can cause skin infection.</p> <p>Warnings</p> <p>For external use only. Flammable, keep away from fire or flame. To reduce risk of fire, PREP CAREFULLY:</p> <ul style="list-style-type: none"> solution contains alcohol and gives off flammable vapors avoid getting solution into hairy areas. Hair may take up to 1 hour to dry. Wet hair is flammable. do not drape or use ignition source (e.g., cautery, laser) until solution is completely dry (minimum of 3 minutes on hairless skin; up to 1 hour in hair) do not allow solution to pool remove wet materials from prep area <p>Do not use</p> <ul style="list-style-type: none"> on patients with known allergies to chlorhexidine gluconate or isopropyl alcohol for lumbar puncture or in contact with the meninges on open skin wounds or as a general skin cleanser 		Active ingredients	Purposes	Chlorhexidine gluconate 2% w/v.....	Antiseptic	Isopropyl alcohol 70% v/v.....	Antiseptic
Active ingredients	Purposes						
Chlorhexidine gluconate 2% w/v.....	Antiseptic						
Isopropyl alcohol 70% v/v.....	Antiseptic						

<h2>ChloroPrep® One-Step / ChloroPrep® With Tint</h2> <p>2% w/v chlorhexidine gluconate (CHG) and 70% v/v isopropyl alcohol (IPA)</p>	
<p>Drug Facts (continued)</p> <p>When using this product keep out of eyes, ears, and mouth. May cause serious or permanent injury if permitted to enter and remain. If contact occurs, rinse with cold water right away and contact a doctor.</p> <p>Stop use and ask a doctor if irritation, sensitization, or allergic reaction occurs. These may be signs of a serious condition.</p> <p>Keep out of reach of children. If swallowed, get medical help or contact a Poison Control Center right away.</p>	
<p>Directions</p> <ul style="list-style-type: none"> use with care in premature infants or infants under 2 months of age. These products may cause irritation or chemical burns. use in a well ventilated area maximal treatment area for one applicator is approximately 4 in. x 5 in. (130 cm²) remove applicator from package; do not touch sponge hold the applicator with the sponge down. Pinch wings only once to activate the ampule and release the antiseptic. wet the sponge by pressing and releasing the sponge against the treatment area until liquid is visible on the skin completely wet the treatment area with antiseptic dry surgical sites (e.g., abdomen or arm): use gentle repeated back-and-forth strokes of the sponge for approximately 30 seconds. Allow solution to air dry for approximately 30 seconds. Do not blot or wipe away. moist surgical sites (e.g., inguinal fold): use gentle repeated back-and-forth strokes of the sponge for approximately 2 minutes. Allow solution to air dry for approximately 1 minute. Do not blot or wipe away. if using an ignition source, allow the solution to completely dry (minimum of 3 minutes on hairless skin; up to 1 hour in hair). Do not blot or wipe away. discard the applicator after a single use along with any portion of the solution not required to cover the prep area. It is not necessary to use the entire amount available. 	
<p>Other information ■ store between 15–30 °C (59–86 °F) ■ avoid freezing and excessive heat above 40 °C (104 °F) ■ the tint will slowly fade from the skin. Soap and water, or alcohol may be used to remove the tint if desired.</p>	
<p>Inactive ingredients FD&C green #3 dye (Scrub-Teal applicators only), FD&C yellow #6 dye (Hi-Lite Orange applicators only), USP purified water</p>	
<p>Questions? ■ www.chloroprep.com ■ call 1-800-523-0502 (M-F 8 a.m.–5 p.m. CST)</p>	
<p>CareFusion, El Paso, TX 79912 • Artwork 6-775400- F110413 • Made in the USA of US and imported parts</p>	

