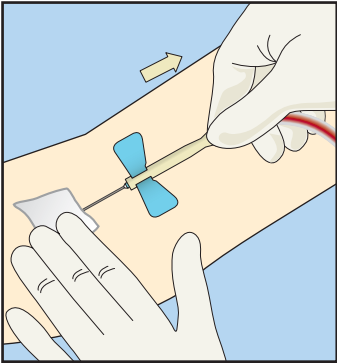
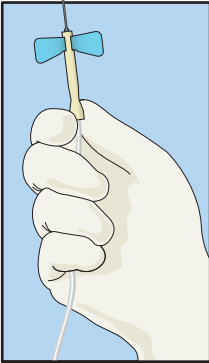


BD Vacutainer® Safety-Lok™ Blood Collection Set

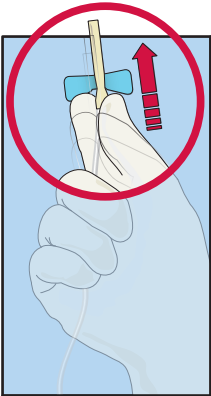
Instructions for Activation: One-Handed Technique



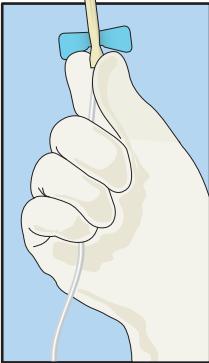
1. Upon completion of collection, apply light pressure to site using three fingers as shown. Remove the Safety-Lok Blood Collection Set by...



2. ...grasping the translucent yellow safety shield grip area with the thumb and index finger while at the same time grasping the tubing securely with the other 3 fingers.

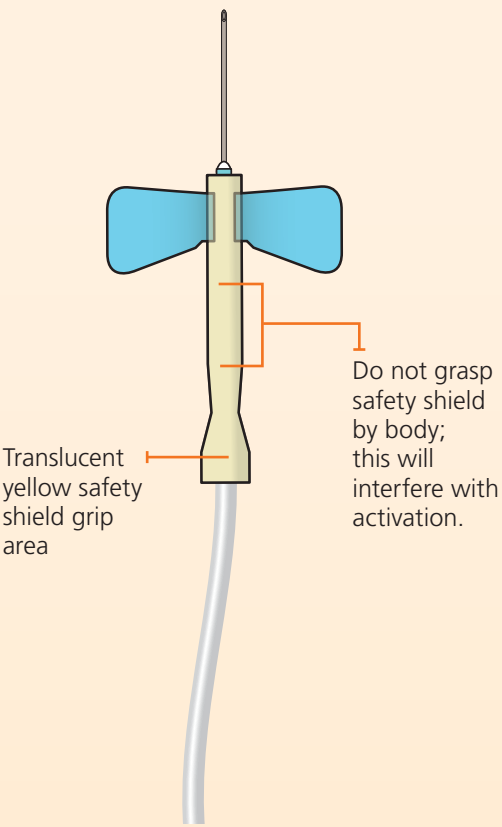


3. Advance translucent yellow safety shield forward with thumb and index finger until the needle is completely covered and a click is heard, indicating that the safety shield is locked in place over the needle tip.

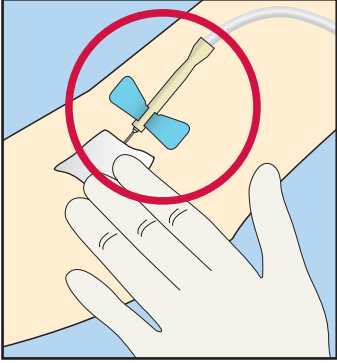


4. Once the safety shield is completely advanced, immediately dispose of the device in an approved sharps container.

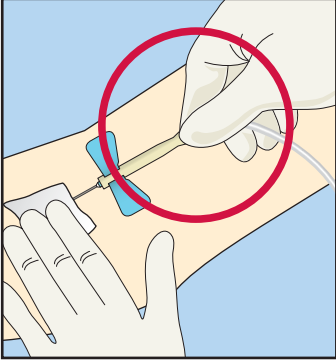
BD Vacutainer® Safety-Lok™ Blood Collection Set



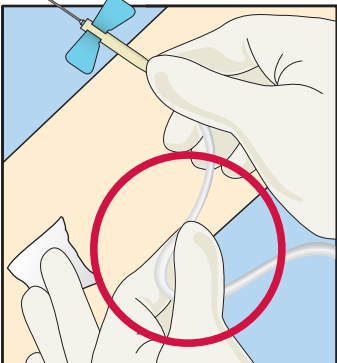
Instructions for Activation: Two-Handed Technique



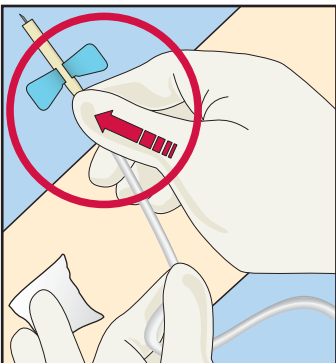
1. Upon completion of collection, apply light pressure to site using three fingers as shown.



2. Withdraw blood collection set by grasping the translucent yellow safety shield grip area with the thumb and index finger.



3. With the opposite hand, grasp tubing between thumb and index finger.



4. Push the yellow shield forward until the needle is completely covered. An audible click may be heard when the safety shield is locked into place. Discard immediately into an approved sharps container.

CAUTION:
Handle all biologic samples and blood collection “sharps” (lancets, needles, luer adapters, and blood collection sets) in accordance with the policies and procedures of your facility. Obtain appropriate medical attention in the event of any exposure to biologic samples (e.g., through a puncture injury) since samples may transmit viral hepatitis, HIV (AIDS), or other infectious diseases. Utilize any safety-engineered feature if the blood collection device provides one. Discard all blood collection “sharps” into biohazard containers approved for their disposal.

For more information about this and other specimen collection products, please contact us at:
BD Global Technical Services:
1.800.631.0174
vacutainer_techservices@bd.com

BD Customer Service:
1.888.237.2762
www.bd.com/vacutainer

| FACILITY REF # | BD REF # | BD VACUTAINER® SAFETY-LOK™ BLOOD COLLECTION SETS | BOX/CASE |
|---|----------|--|----------|
| | 367281 | With Luer, 21 G 3/4 in. - 12 in. Tubing | 50/200 |
| | 367283 | With Luer, 23 G 3/4 in. - 12 in. Tubing | 50/200 |
| | 367285 | With Luer, 25 G 3/4 in. - 12 in. Tubing | 50/200 |
| | 367296 | Without Luer, 21 G 3/4 in. - 12 in. Tubing | 50/200 |
| | 367297 | Without Luer, 23 G 3/4 in. - 12 in. Tubing | 50/200 |
| | 367298 | Without Luer, 25 G 3/4 in. - 12 in. Tubing | 50/200 |
| | 367287 | With Luer, 21 G 3/4 in. - 7 in. Tubing | 50/200 |
| | 367292 | With Luer, 23 G 3/4 in. - 7 in. Tubing | 50/200 |
| | 367294 | With Luer, 25 G 3/4 in. - 7 in. Tubing | 50/200 |
| BD VACUTAINER® SAFETY-LOK™ BLOOD COLLECTION SETS WITH PRE-ATTACHED HOLDER | | | |
| | 368652 | With Pre-Attached Holder, 21 G 3/4 in. - 12 in. Tubing | 25/200 |
| | 368653 | With Pre-Attached Holder, 23 G 3/4 in. - 12 in. Tubing | 25/200 |



BD Diagnostics
Preanalytical Systems
1 Becton Drive
Franklin Lakes, NJ 07417
www.bd.com/vacutainer